



OFFICE OF THE PRINCIPAL
SONARI COLLEGE

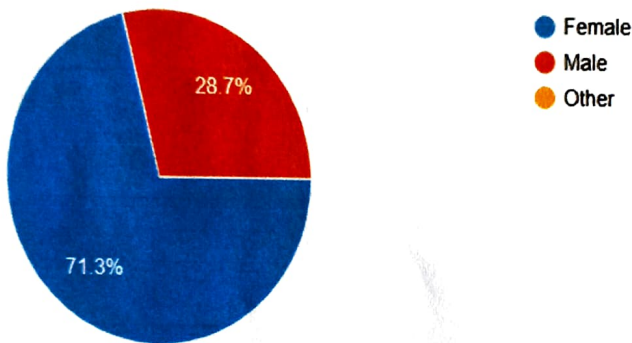
P.O.: Sonari, Dist.: Charaideo (Assam)
PIN 785890
e-mail: principalsonaricollege@gmail.com
Phone No .03772 256515(O)

Ref. No.

Date.....01-08-23

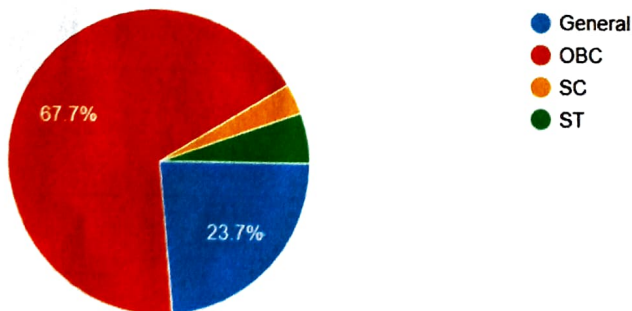
Students Feedback Analysis (2022-23)

Gender



Out of the 93 students, 71.3% students are female and 28.7% are male.

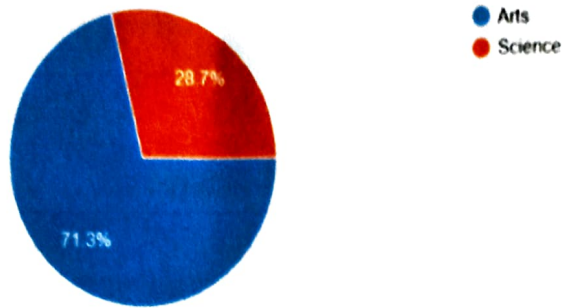
Caste



67.7% are 'OBC', 23.7% are General, 5.1% students are 'SC'. 3.5% students are 'ST'

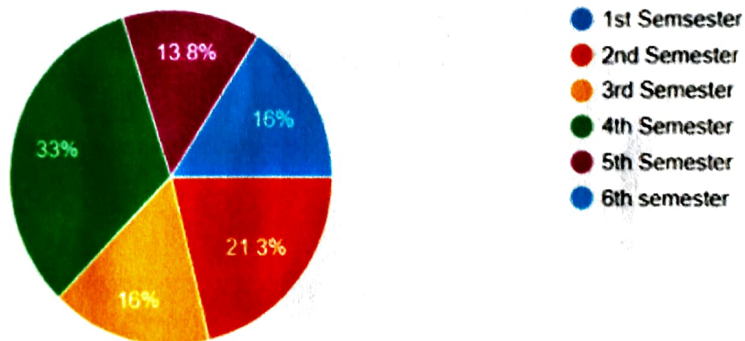
[Handwritten Signature]
Principal
SONARI COLLEGE
SONARI

Stream



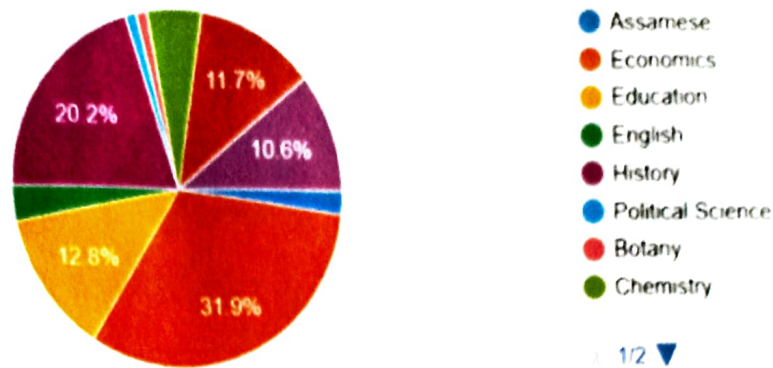
71.3% students are from Arts Stream and 28.7% are from Science Stream.

Semester



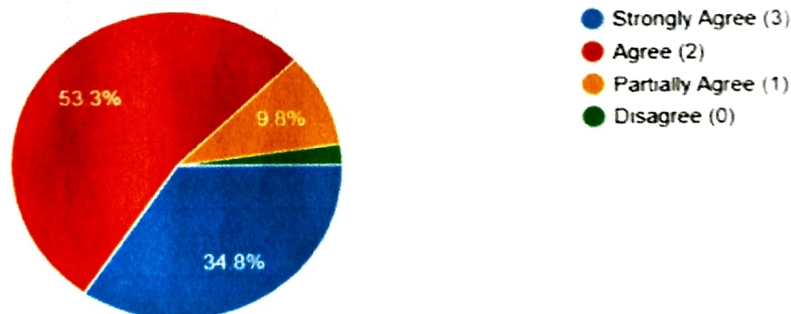
16% students are from 1st Semester, 21% students are from 2nd Semester, 16% students are from 3rd Semester, 33% students are from 4th Semester, 13.8% students are from 5th semester.

Department



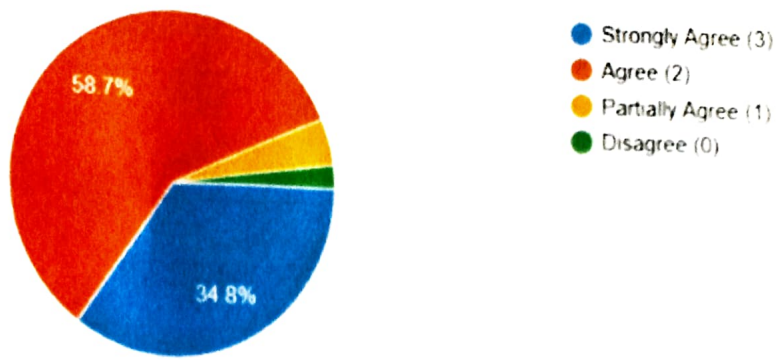
20.2% students are from History department, 31.9% are from Economics department, 12.8% are from Education department and the rest 35.1% are from Assamese, Political science, English, Chemistry, Botany, Zoology, Physics and Maths departments.

Teachers completed the syllabus in time



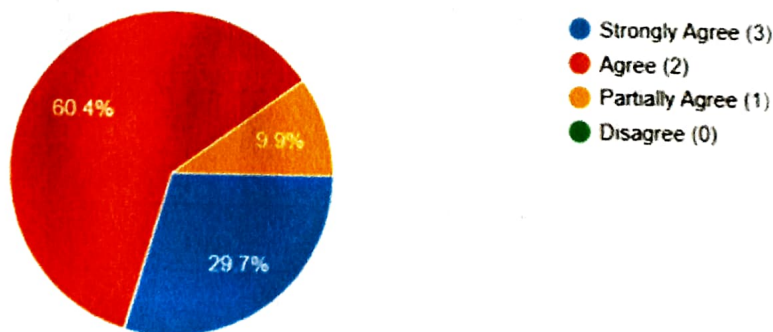
34.8% students strongly agree that teachers completed the syllabus on time, 53.3% students agree that teachers completed the syllabus on time, 9.8% partially agree that teachers completed the syllabus on time.

Teachers communicate clearly and inspire students by his/her teaching



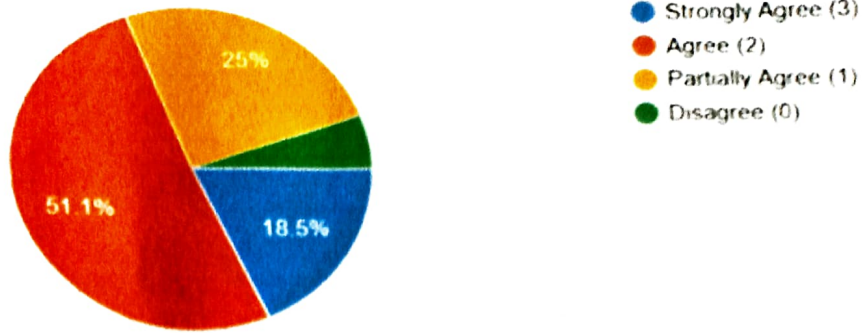
34.8% students strongly agree that teachers communicate clearly and inspire students by his/her teaching and 8.7% agree that teachers communicate clearly and inspire students by his/her teaching.

Teachers encourage participation and discussion in class



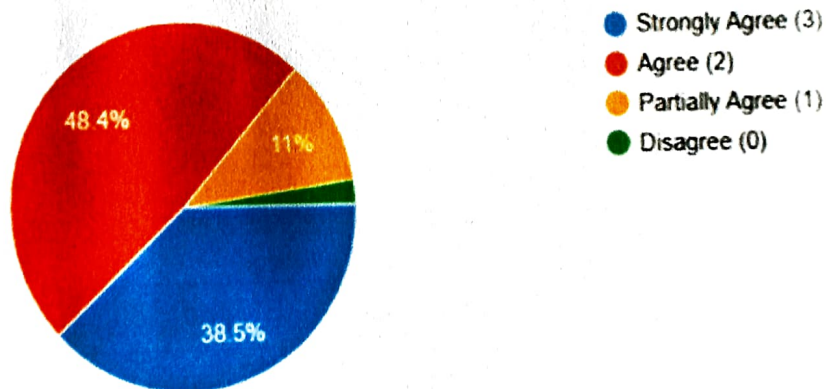
29.7% students strongly agree that teachers encourage participation and discussion in class, 60.4% students agree that teachers encourage participation and discussion in class and 9.9% partially students strongly agree that teachers encourage participation and discussion in class.

Teachers use modern teaching aids, handouts, suitable references, PowerPoint presentation, web resources etc.



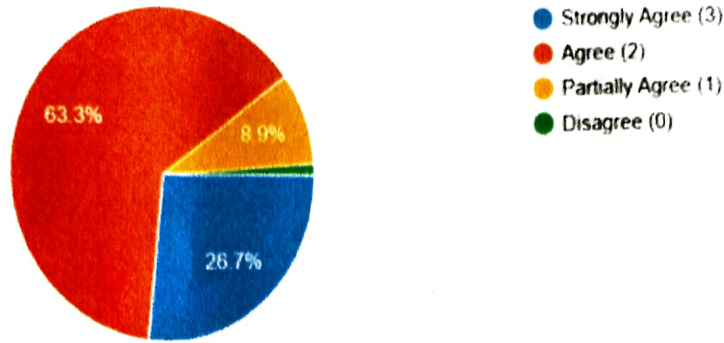
18.5% students agree that teachers use modern teaching aids, handouts, suitable references, power point presentation, web resources, etc. While, 51.1% students agree that teachers use modern teaching aids, handouts, suitable references, power point presentation, web resources, etc. and 25% students partially agree that teachers use modern teaching aids, handouts, suitable references, power point presentation, web resources, etc.

Teachers attitude towards students are helpful and friendly



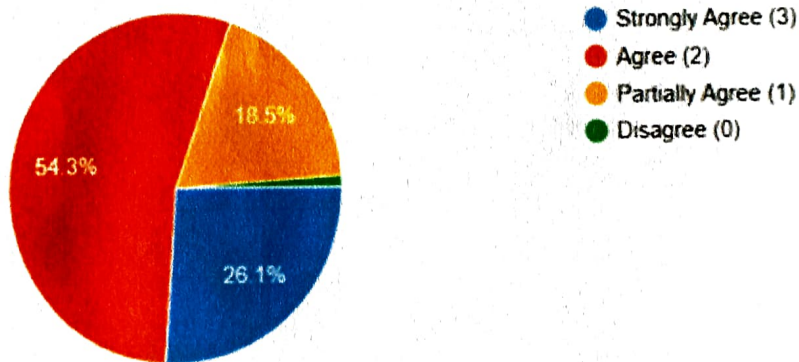
38.5% students strongly agree that teachers attitude towards students are helpful and friendly, 48.4% students agree that teachers attitude towards students are helpful and friendly and 11% students strongly agree that teachers attitude towards students are helpful and friendly.

The evaluation process is fair and unbiased.



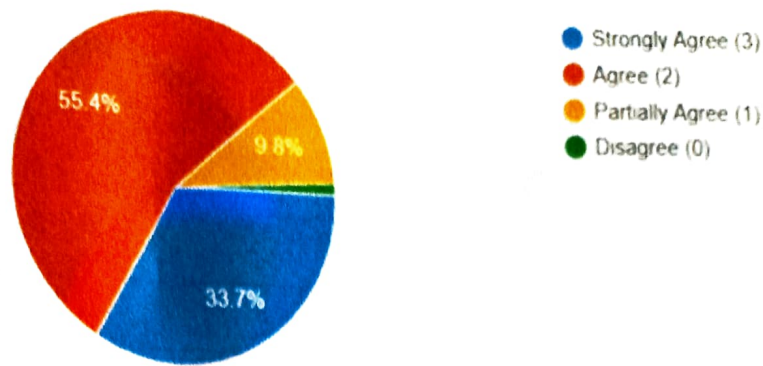
26.7% strongly agree that the evaluation process is fair and unbiased, 63.3% students agree that the evaluation process is fair and unbiased and 8.9% students partially agree that the evaluation process is fair and unbiased.

Regular and timely feedback is given on student's performance.



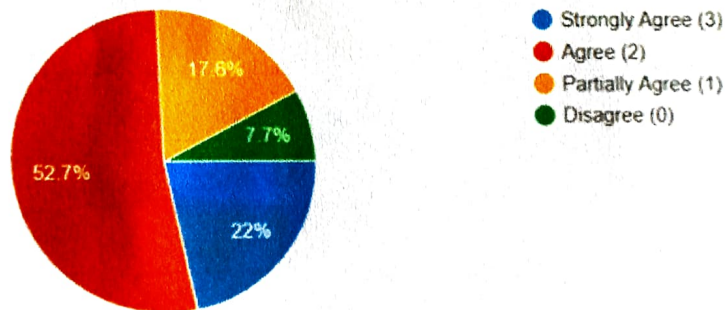
26.1% students strongly agree that regular and timely feedback is given on students performance, 54.3% students agree that regular and timely feedback is given on students performance and 18.5% students partially agree that regular and timely feedback is given on students performance.

Results and attendance records are displayed on time



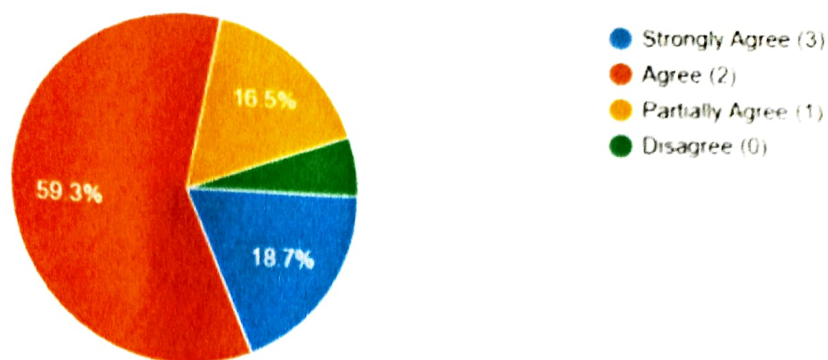
33.7% students strongly agree that results and attendance records are displayed on time, 55.4% students agree that results and attendance records are displayed on time and 9.8% students partially agree that results and attendance records are displayed on time.

The prescribed books/reading materials are available in the library



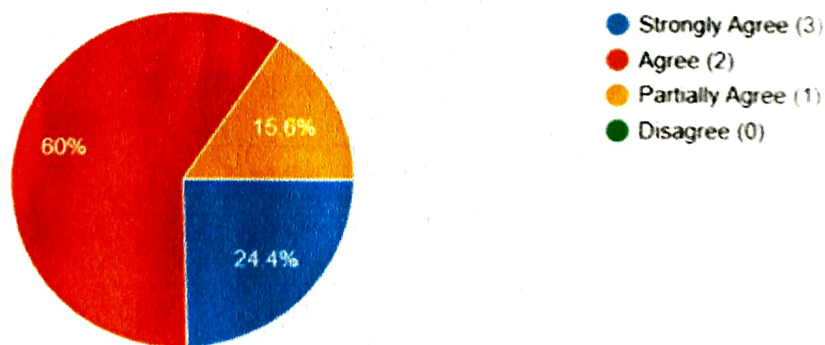
22% students strongly agree that the prescribed books/reading materials are available in the library, 52.7% students agree that the prescribed books/reading materials are available in the library and 17.6% students partially agree that the prescribed books/reading materials are available in the library.

College administration is supportive and fulfils the needs of students.



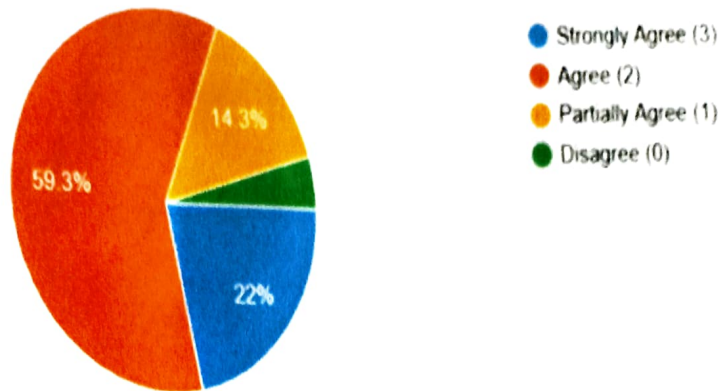
18.7% students strongly agree that the college administration is supportive and fulfils the needs of students, 59.3% students agree that the college administration is supportive and fulfils the needs of students and 16.5% students partially agree that the college administration is supportive and fulfils the needs of students.

Reading space in library is satisfactory



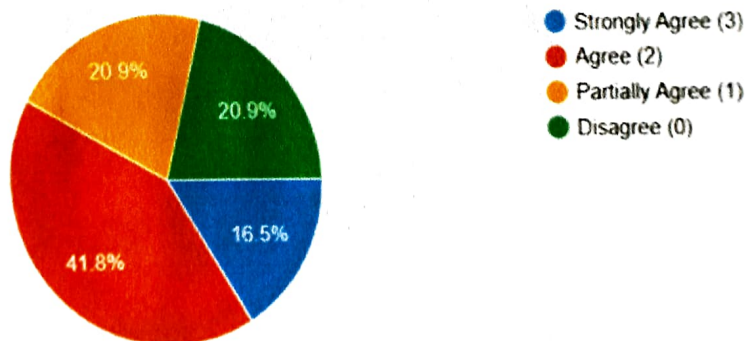
24.4% students strongly agree that the reading space in library is satisfactory, 60% students agree that the reading space in library is satisfactory and 15.6% students partially agree that the reading space in library is satisfactory.

The library staff is cooperative and helpful.



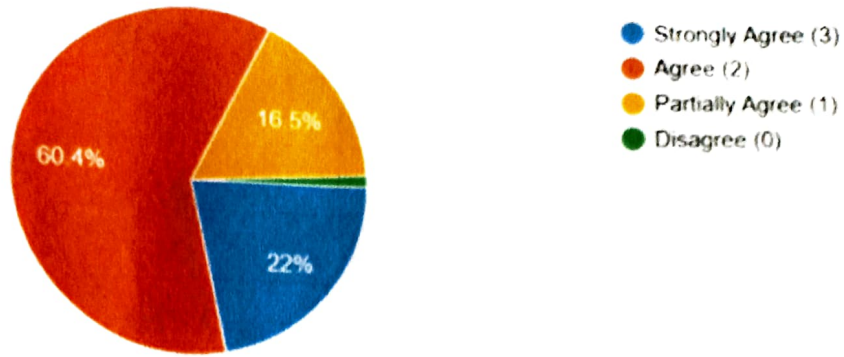
22% students strongly agree that the library staff is cooperative and helpful, 59.3% students agree that the library staff is cooperative and helpful and 14.3% students partially agree that the library staff is cooperative and helpful.

Internet facilities are available in the campus



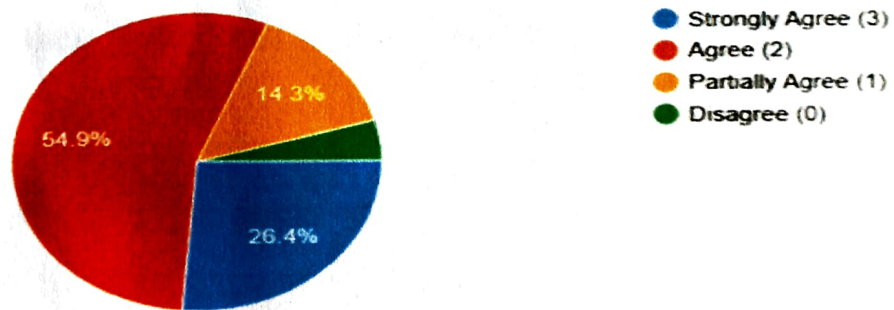
16.5% students strongly agree that internet facilities are available in the campus, 41.8% students agree that internet facilities are available in the campus and 20.9% students partially agree that internet facilities are available in the campus.

The office staff of the college is helpful.



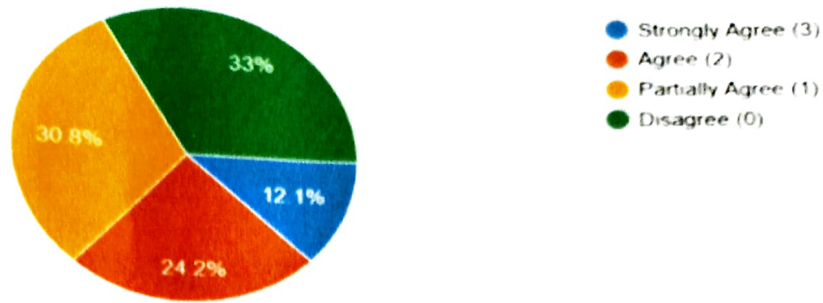
According to 22% students strongly agree that the office staff of the college is helpful, 60.4% agree that the office staff of the college is helpful and 16.5% students the office staff of the college is helpful.

Clean drinking water is available in the campus.



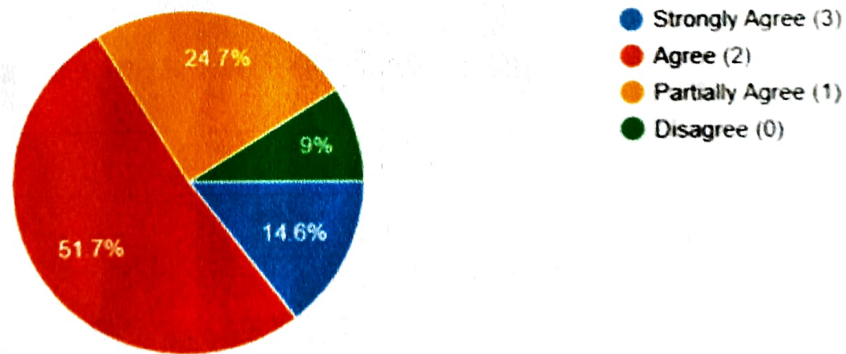
Regarding availability of clean drinking water in the campus 26.4% strongly agreed, 54.9% agreed and 14.3% partially agreed.

Toilet/Washrooms are hygienic and well-maintained.



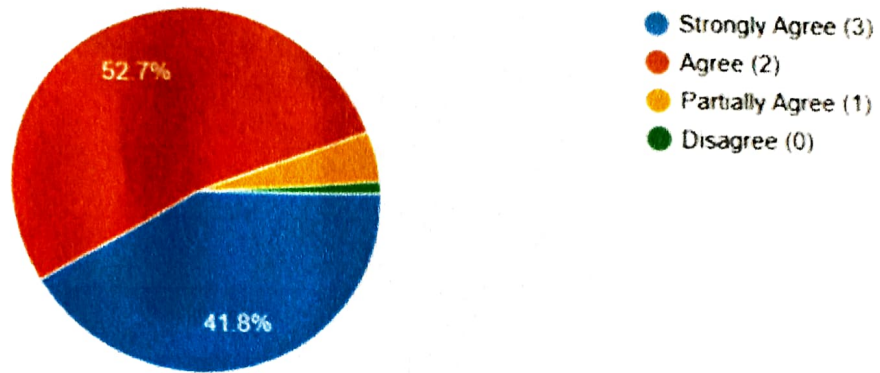
12.1% strongly agree that the toilet/washrooms are hygienic and well-maintained, 24.2% agree that the toilet/washrooms are hygienic and well-maintained, 30.8% partially agree that the toilet/washrooms are hygienic and well-maintained and 33% disagree that the toilet/washrooms are hygienic and well-maintained.

Grievances/problems are redressed/solved well in time.



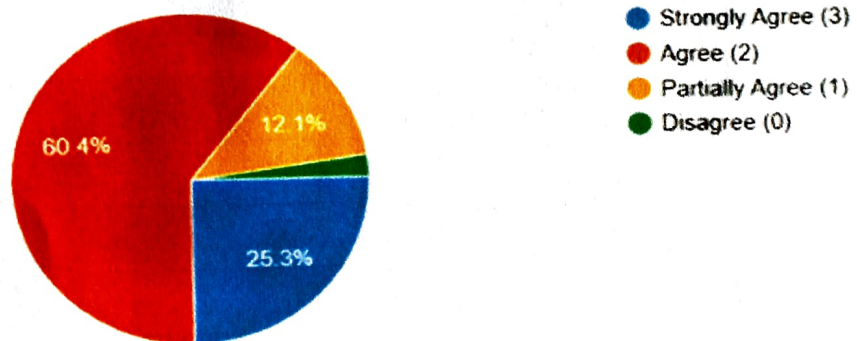
Regarding grievances/problems redressing in time, 14.6% strongly agree that the problems are solved in time, 51.4% agree that the problems are solved in time and 24.7% partially agree that the problems are solved in time.

The campus is green and eco-friendly.



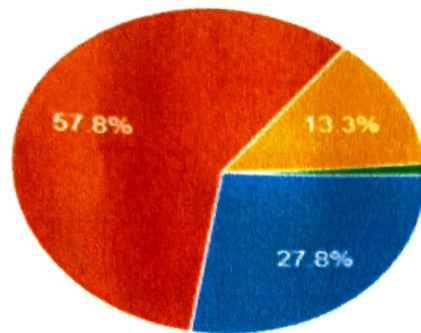
41.8% students strongly agreed and 52.7% students agree that the campus is green and eco-friendly.

The classrooms are clean and well maintained.



25.3% students strongly agree that the classrooms are clean and well maintained, 60.4% students agree that the classrooms are clean and well maintained and 12.1% students partially agree that the classrooms are clean and well maintained.

The campus has adequate power supply.



- Strongly Agree (3)
- Agree (2)
- Partially Agree (1)
- Disagree (0)

27.8% students strongly agree that the campus has adequate power supply, 57.8% students agree that the campus has adequate power supply and 13.3% students partially agree that the campus has adequate power supply.

[Handwritten Signature]
Principal
SONARI COLLEGE
SONARI