



# OFFICE OF THE PRINCIPAL SONARI COLLEGE

P.O.: Sonari, Dist.: Charaideo (Assam)

PIN 785690

e-mail:principalsonaricollege@gmail.com

Phone No .03772 256515(O)

Estd. 1970

Ref. No. **Students Feedback Analysis 2021-22**


Date.....

## Total responses: 189

Out of the 189 students, 67.7% students are female and 31.7% are male. 66.5% are 'OBC', 22.9% are 'General'. 6.5% students are 'SC'. 4.1% students are 'ST'.


Gender  
189 responses

Copy



Category  
189 responses


Copy



78.8% students are from Arts Stream and 21.2% are from Science Stream. 95.2% students have Honours and 4.8% are Non-Honours(Pass Course) students.


Stream  
189 responses

Copy





Program/Course  
189 responses

Copy




56.6% are 4<sup>th</sup> Semester students, 31% students are from 1<sup>st</sup> Semester, 11.6% are from 2<sup>nd</sup> Semester. 24.3% students are from the Deptt. of Education, 15.3% are from the Deptt. of


English, 13.2% are from the Deptt. of Economics, 14.3% students are from the Deptt. of Assamese. 8.9% students are from the Deptt. of Chemistry, 7.5% are from the Deptt. of Political Science, 6.5% are from the Deptt. of Botany, 5.2% are from the Deptt. of History, 4.8% are Non-Honours students.



1. 51.9% students 'agreed' that teachers complete the syllabus in time. 39% 'strongly agreed'. 9.1% students 'partially agreed'.




2. 48.4% students 'agreed' that teachers communicate clearly and inspire students. 42.5% 'strongly agreed'. 8.6% 'partially agreed'.



3. 51.9% students 'agreed' that teachers encourage participation and discussion in class. 42.6% 'strongly agreed'. 4% 'partially agreed' and 1.5% 'disagreed'.

3 Teachers encourage participation and discussion in class.

162 responses



4. Regarding use of modern teaching aids by teachers, 47% students 'agreed', 20.8% 'strongly agreed', 20.2% 'partially agreed' and 12% 'disagreed'.

4 Teachers use modern teaching aids, handouts, suitable references, PowerPoint presentations, web resources etc


162 responses



5. 46.2% students 'strongly agreed' that teacher's attitudes towards students are helpful and friendly. 40.2% students 'agreed', 12.5% 'partially agreed'.

5 Teacher's attitudes towards students are helpful and friendly.

154 responses



6. 57.5% students 'agreed' that the evaluation process is fair and unbiased. 30.4% 'strongly agreed' and 10.5% 'partially agreed'. 1.6% 'disagreed'.

6 The evaluation process is fair and unbiased.


161 responses



7. Regarding regular and timely feedback on student's performance, 54.3% students 'agreed', 28.3% students 'strongly agreed', 13% 'partially agreed' and 4.4% 'disagreed'.

7. Regular and timely feedback is given on student's performance

184 responses



8. 49.2% students 'agreed' that results and attendance are displayed on time. 39.9% 'strongly agreed' and 10.9% 'partially agreed'.

8. Results and attendance records are displayed on time.


185 responses



9. 55.7% students 'agreed' that the prescribed books/reading materials are available in the library. 26.8% 'strongly agreed', 12% 'partially agreed' and 5.5% 'disagreed'.

9. The prescribed books/reading materials are available in the library.

183 responses



10. 54.9% students 'agreed' that college administration is supportive and fulfils the needs of students. 24.7% 'strongly agreed', 15.9% 'partially agreed' and 4.5% 'disagreed'.

10. College administration is supportive and fulfils the needs of students

182 responses



11. 48.4% students 'agreed' that reading space in library is satisfactory. 37.9% 'strongly agreed' and 12.6% 'partially agreed'.

11. Reading space in library is satisfactory

182 responses

Copy




● Strongly Agree (3)  
● Agree (17)  
● Partially Agree (17)  
● Disagree (0)

12. 52.7% students 'agreed' that the library staff is cooperative and helpful. 29.3% 'strongly agreed', 12% 'partially agreed' and 6% 'disagreed'.

12. The library staff is cooperative and helpful

184 responses

Copy




● Strongly Agree (33)  
● Agree (97)  
● Partially Agree (22)  
● Disagree (12)

13. 47.3% students 'agreed' that internet facilities are available in the campus, 19.2% 'strongly agreed', 17% 'partially agreed' and 16.5% 'disagreed'.

13. Internet facilities are available in the campus.

157 responses




● Strongly Agree (3)  
● Agree (74)  
● Partially Agree (27)  
● Disagree (23)

14. 53.6% students 'agreed' that the office staff is helpful, 31.7% 'strongly agreed', 13.1% 'partially agreed' and 1.6% 'disagreed'.

14. The office staff of the college is helpful

183 responses




● Strongly Agree (58)  
● Agree (98)  
● Partially Agree (24)  
● Disagree (3)

15. 49.2% students 'agreed' that clean drinking water is available in the campus, 34.4% 'strongly agreed', 12.6% 'partially agreed' and 3.8% 'disagreed'.

15. Clean drinking water is available in the campus.

183 responses




● Strongly Agree (3)  
● Agree (7)  
● Partially Agree (11)  
● Disagree (5)

16. 37% students 'agreed' that toilets/washrooms are hygienic and well-maintained, 28.3% 'disagreed', 20.1% 'partially agreed' and 14.7% 'strongly agreed'.

16. Toilets/Washrooms are hygienic and well-maintained.

184 responses




● Strongly Agree (5)  
● Agree (22)  
● Partially Agree (11)  
● Disagree (5)

17. 57.7% students 'agreed' that grievances/problems are redressed /solved in time, 17% 'strongly agreed'. 17.6% 'partially agreed' and 7.7% 'disagreed'.

17. Grievances/problems are redressed/solved well in time.

182 responses




● Strongly Agree (5)  
● Agree (22)  
● Partially Agree (11)  
● Disagree (1)

18. 50.3% students 'agreed' that the campus is green and eco-friendly, 40.4% 'strongly agreed' and 9.3% students 'partially agreed'.

18. The campus is green and eco-friendly.

182 responses




● Strongly Agree (3)  
● Agree (24)  
● Partially Agree (11)  
● Disagree (1)

19. 48.9% students 'agreed' that the classrooms are clean and well-maintained. 29.7% 'strongly agreed', 19.2% 'partially agreed' and 2.2% 'disagreed'.

19. The classrooms are clean and well maintained.

180 responses




- Strongly Agree (3)
- Agree (2)
- Partially Agree (1)
- Disagree (6)

20. 53.9% students 'agreed' that the campus has adequate power supply, 32.2% 'strongly agreed', 12.8% 'partially agreed' and 1.1% 'disagreed'.


20. The campus has adequate power supply.

180 responses



- Strongly Agree (2)
- Agree (7)
- Partially Agree (1)
- Disagree (0)

  
**Principal**  
**SONARI COLLEGE**  
**SONARI**

  
**CO-ORDINATOR**  
**IQAC**  
**SONARI COLLEGE**