



Estd. 1970

OFFICE OF THE PRINCIPAL

SONARI COLLEGE

P.O.: Sonari, Dist.: Charaideo (Assam)

PIN 785690

e-mail:principalsonaricollege@gmail.com

Phone No .03772 256515(O)

Ref. No.


Date. 08/12/2023

DVV CLARIFICATIONS

CRITERION 1: CURRICULAR ASPECTS

Metric Point: 1.4.1: Institution obtains feedback on the academic performance and ambience of the institution from various stakeholders, such as Students, Teachers, Employers, Alumni etc. and action taken report on the feedback is made available on institutional website (Yes)

DVV Query 2: Stakeholders' Feedback Analysis Report


Principal
SONARI COLLEGE
SONARI



Estd. 1970

OFFICE OF THE PRINCIPAL SONARI COLLEGE

P.O.: Sonari, Dist.: Charaideo (Assam)
PIN 785690

e-mail:principalsonaricollege@gmail.com

Phone No .03772 256515(O)

Ref. No.

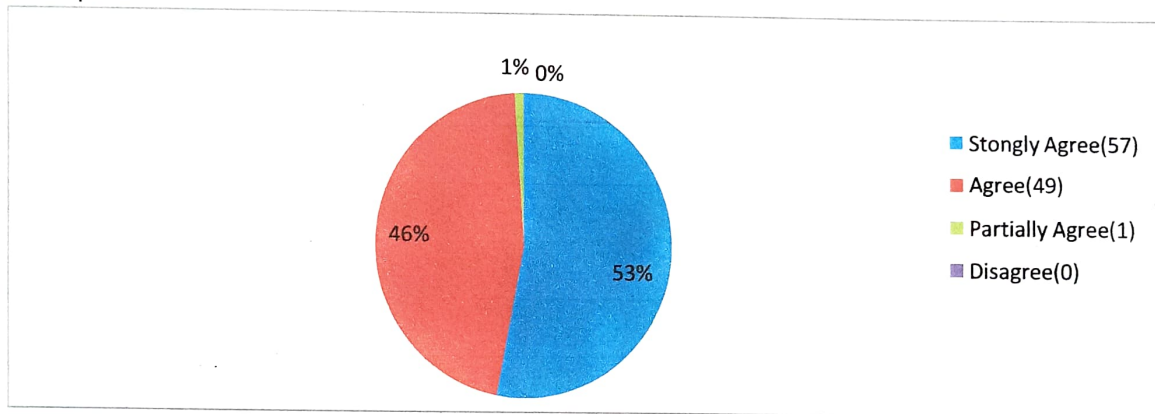
Date. 25-3-19

Student's Feedback Analysis (2018-2019):

- Regarding the completion of syllabus 53% students responded Strongly Agree. 46% opted for Agree and 1% chose Partially Agree.

Figure 1: Teacher's complete the Syllabus in Time

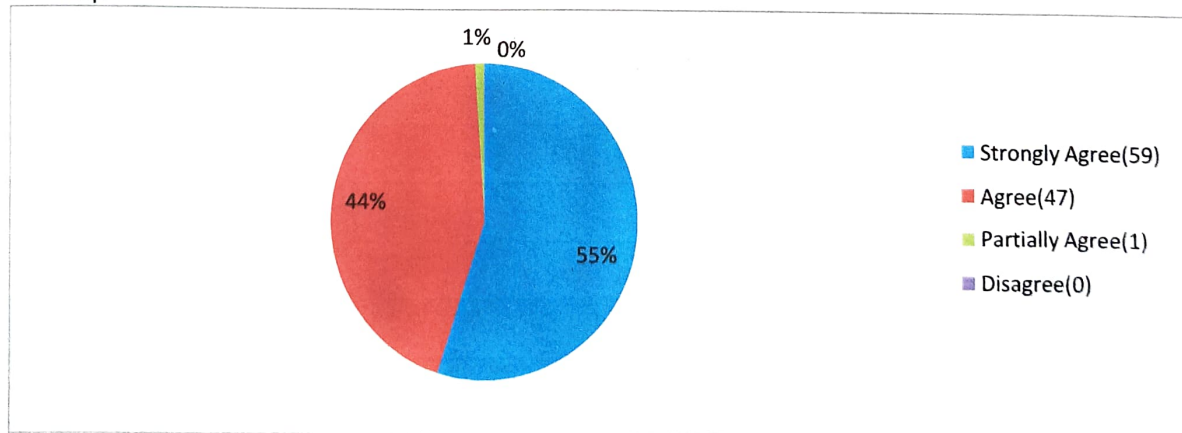
107 Responses



- Regarding this criteria 55% students responded Strongly Agree. 44% opted for Agree. 1% chose Partially Agree.

Figure 2: Teacher's communicate clearly and inspire students by his/her teaching

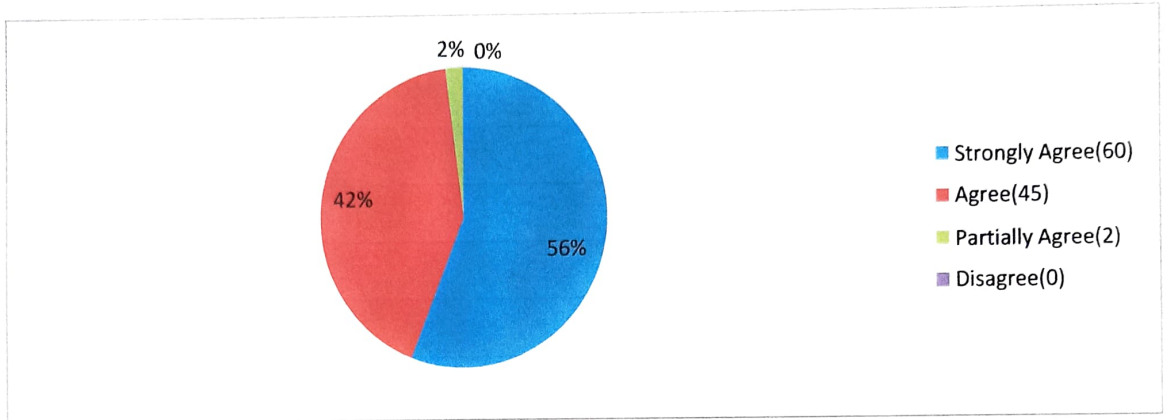
107 Responses



(Signature)
Principal
Sonari College
Sonari

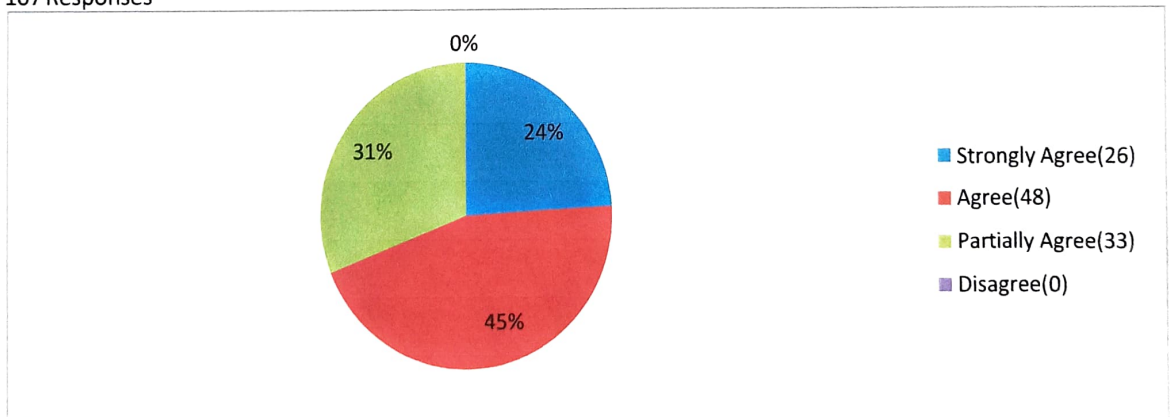
3. Regarding Encouragement of Participation and Discussion in Class 56% students responded in the category Strongly Agree. 42% opted for Agree. 2% responded Partially Agree.

Figure 3: Teacher's Encourage Participation and Discussion in Class
107 Responses



4. Regarding use of Modern Teaching Aids 24% students responded Strongly Agree. 45% chose Agree. 31% opted for Partially Agree.

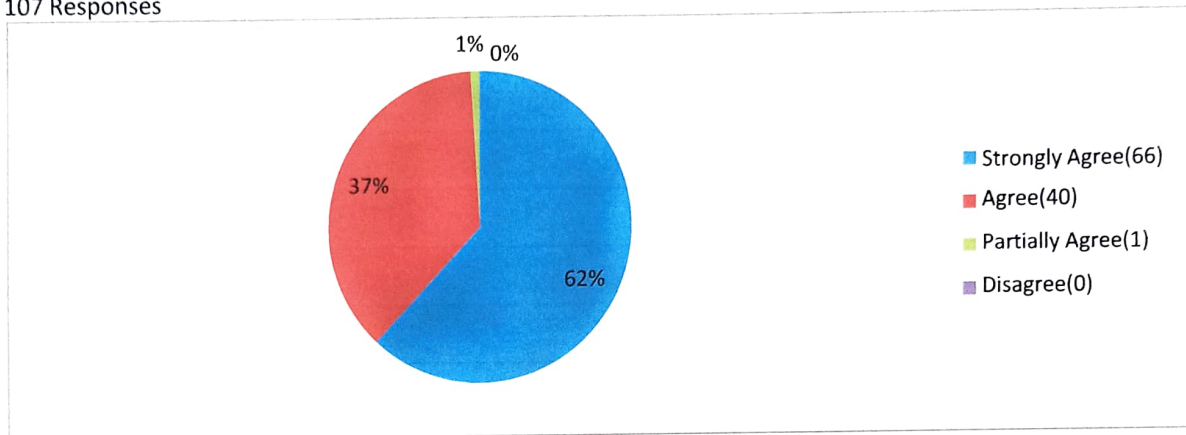
Figure 4: Teacher's use Modern Teaching Aids, Handouts, suitable References, Power Point Presentations, Web Resources etc.
107 Responses



(Handwritten Signature)
Principal
Sonari College
Sonari

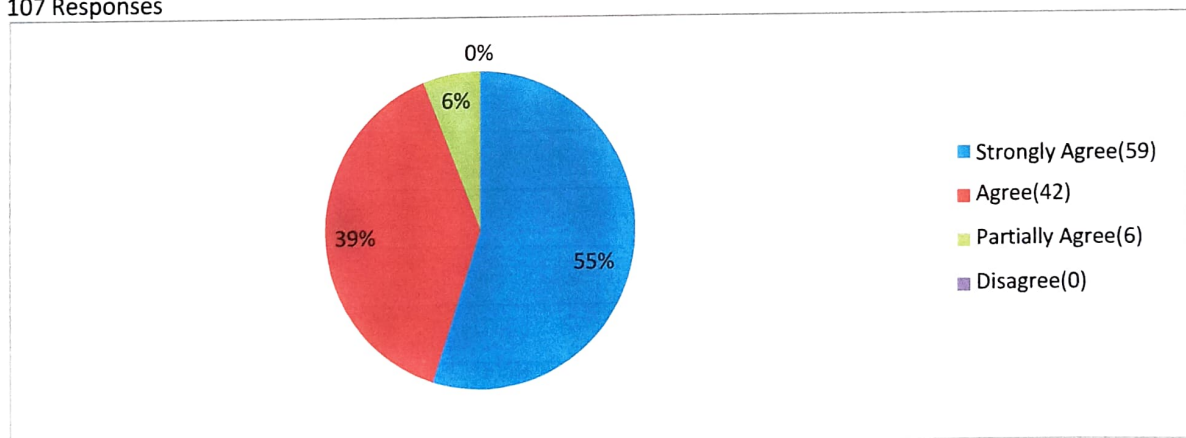
5. Regarding Teacher's Attitude 62% students responded Strongly Agree, while 37% and 1% opted for Agree and Partially Agree respectively.

Figure 5: Teacher's Attitude towards Students is Helpful and Friendly
107 Responses



6. Regarding the Evaluation Process 55% students responded Strongly Agree. 39% opted for Agree and 6% chose Partially Agree.

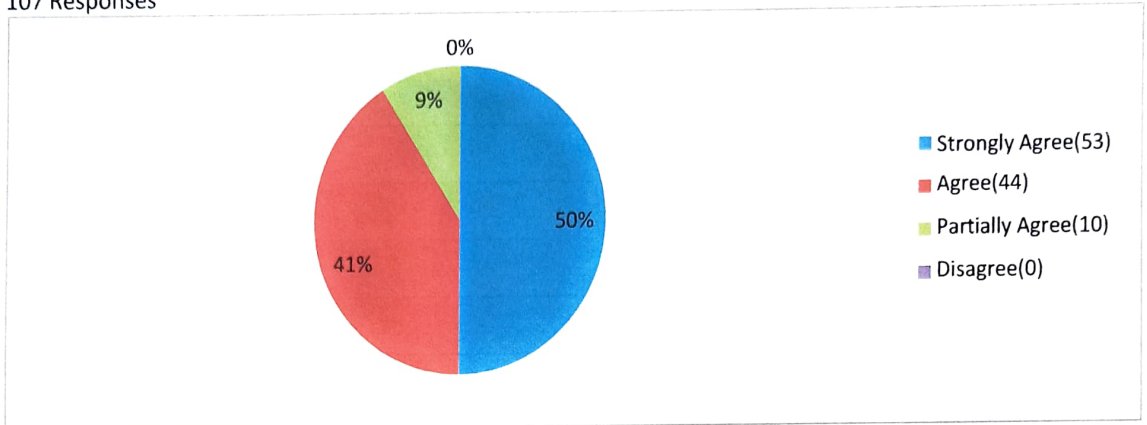
Figure 6: The Evaluation Process is Fair and Unbiased
107 Responses



Handwritten signature
Principal
Sonari College
Sonari

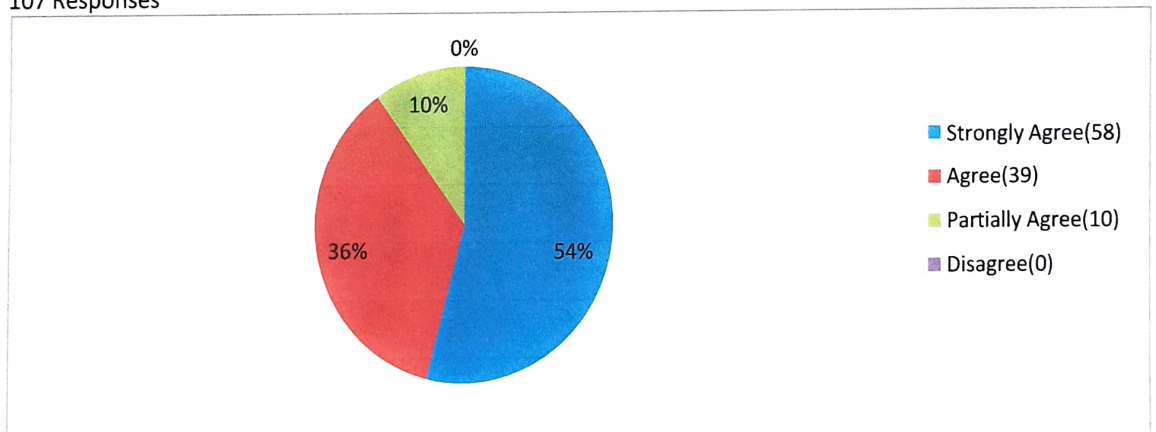
7. Regarding Regular and Timely Feedback 50% students responded Strongly Agree. 41% chose Agree and 9% opted for Partially Agree.

Figure 7: Regular and Timely Feedback is given on Students performance
107 Responses



8. Regarding Results and Attendance 54% students responded Strongly Agree. 36% opted for Agree and 10% chose Partially Agree.

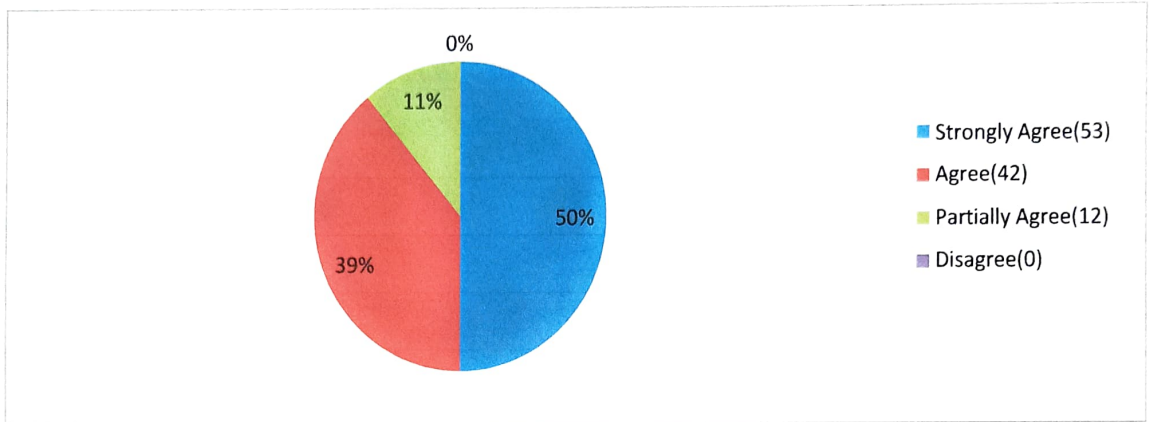
Figure 8: Results and Attendance records are displayed on time
107 Responses



[Handwritten Signature]
Principal
Sonari College
Sonari

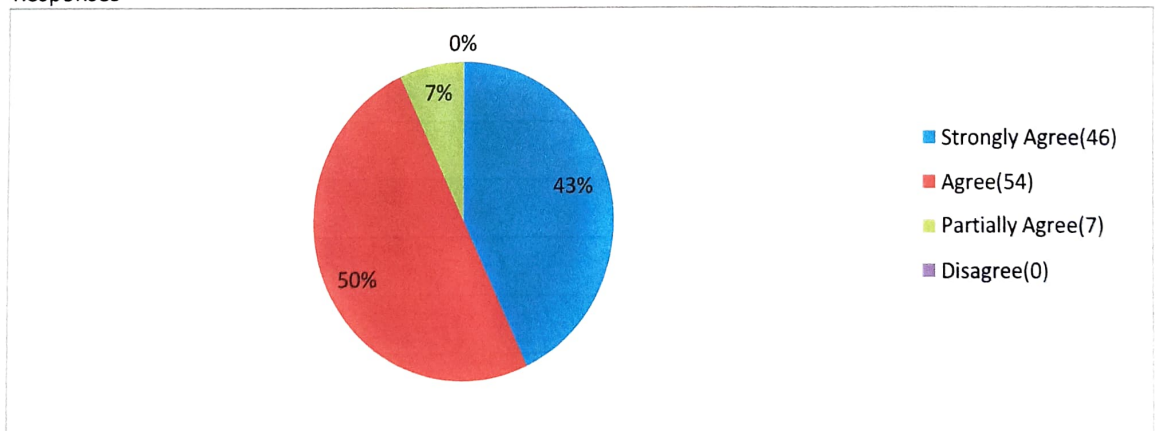
9. Regarding this criteria 50% students opted for Strongly Agree. 39% chose Agree and 11% opted for Partially Agree.

Figure 9: The Prescribed Books/Reading Materials are Available in the Library
107 Responses



10. Regarding College Administration 43% students responded strongly Agree. 50% chose Agree and 7% opted for Partially Agree.

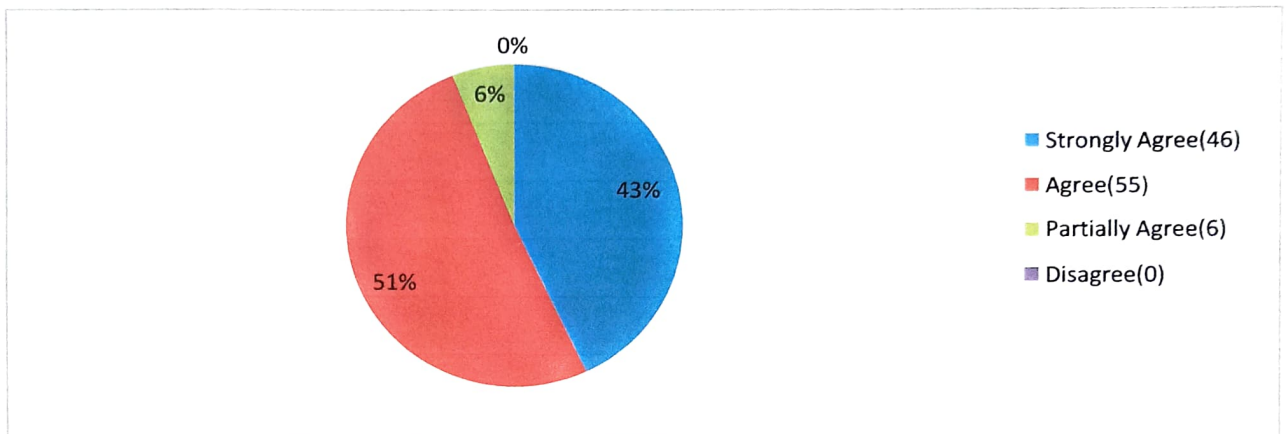
Figure 10: College Administration is Supportive and Fulfils the Needs of Students
Responses



[Handwritten Signature]
Principal
Sonari College
Sonari

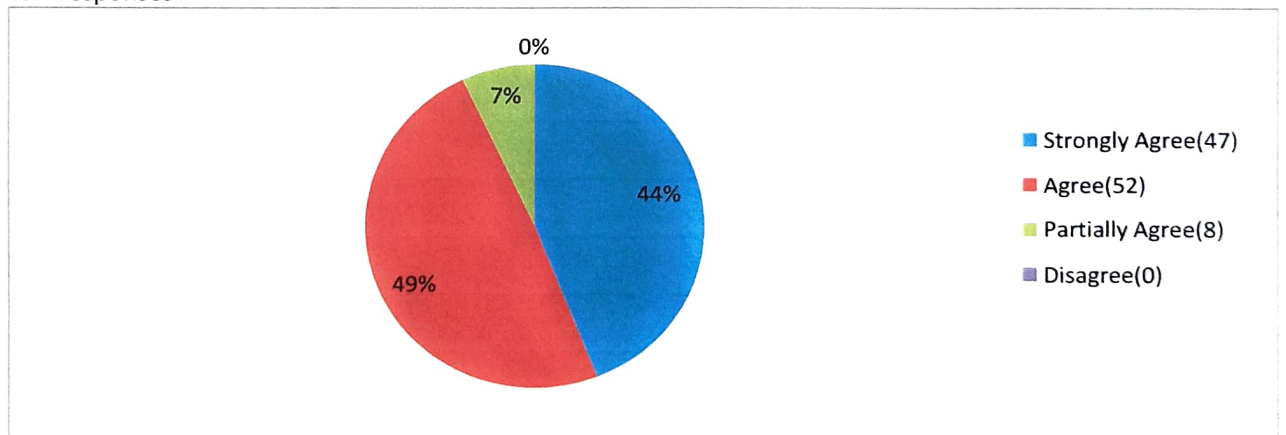
11. Regarding Reading Space in Library 43% students chose Strongly Agree. 51% responded Agree. 6% opted for Partially Agree.

Figure 11: Reading Space in Library is Satisfactory
107 Responses



12. Regarding this criteria 44% students responded Strongly Agree. 49% opted for Agree and 7% chose Partially Agree.

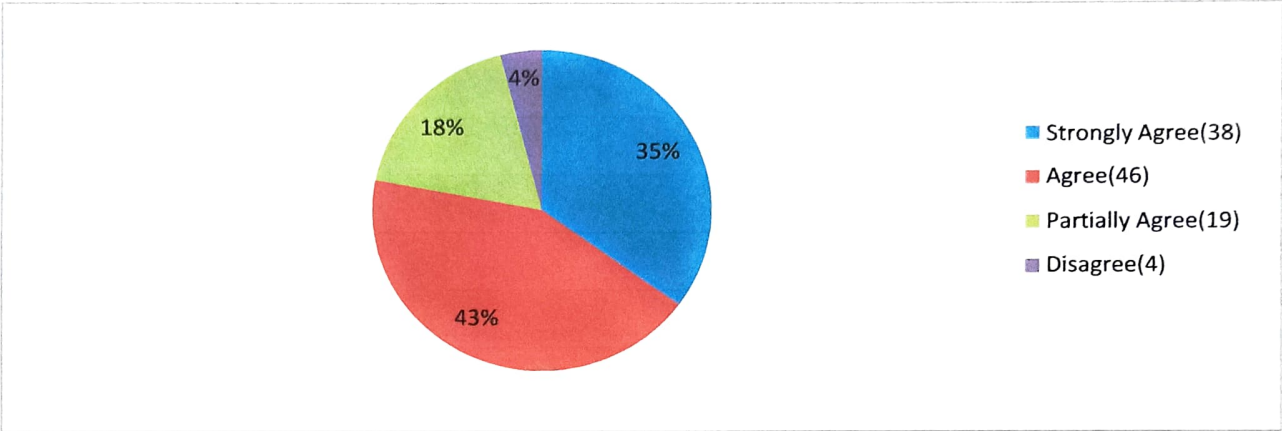
Figure 12: The Library Staff is Cooperative and Helpful
107 Responses



[Handwritten Signature]
Principal
Sonari College
Sonari

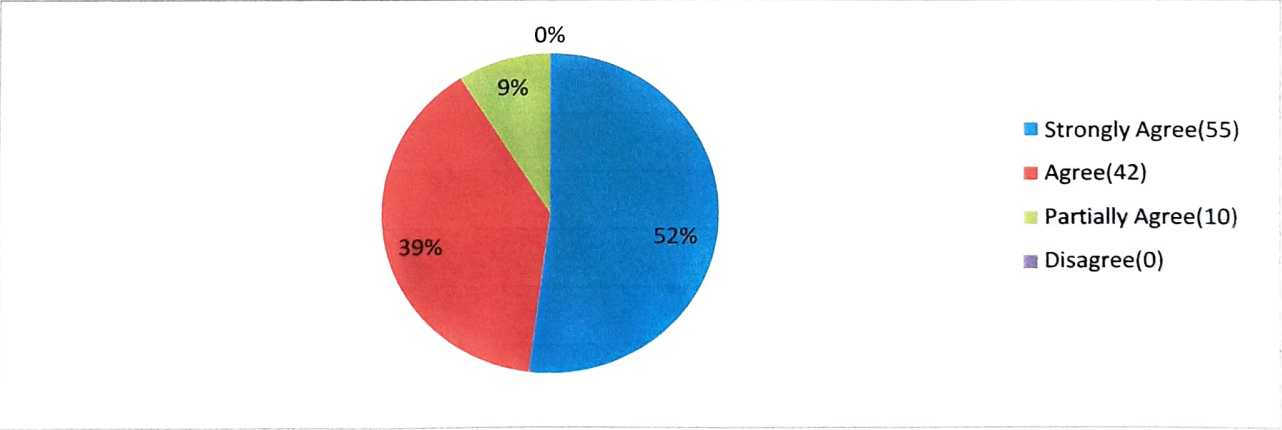
13. Regarding Internet Facilities 35% students opted for Strongly Agree. 43% chose Agree. 18% and 4% students responded Partially Agree and Disagree respectively.

Figure 13: Internet Facilities are Available in the Campus
107 Responses



14. Regarding the Office Staff 52% students responded Strongly Agree. 39% opted for Agree and 9% chose Partially Agree.

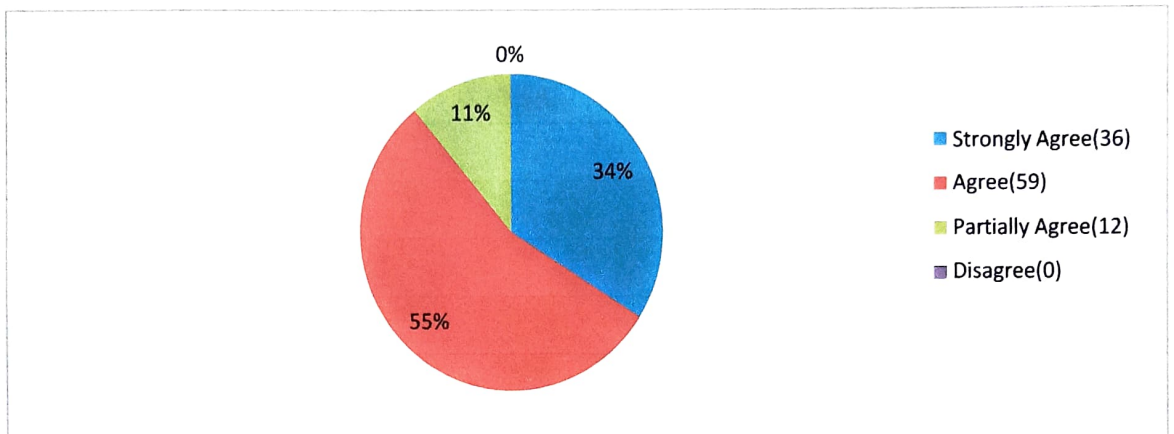
Figure 14: The Office Staff of the College is Helpful
107 Responses



[Handwritten Signature]
Principal
Sonari College
Sonari

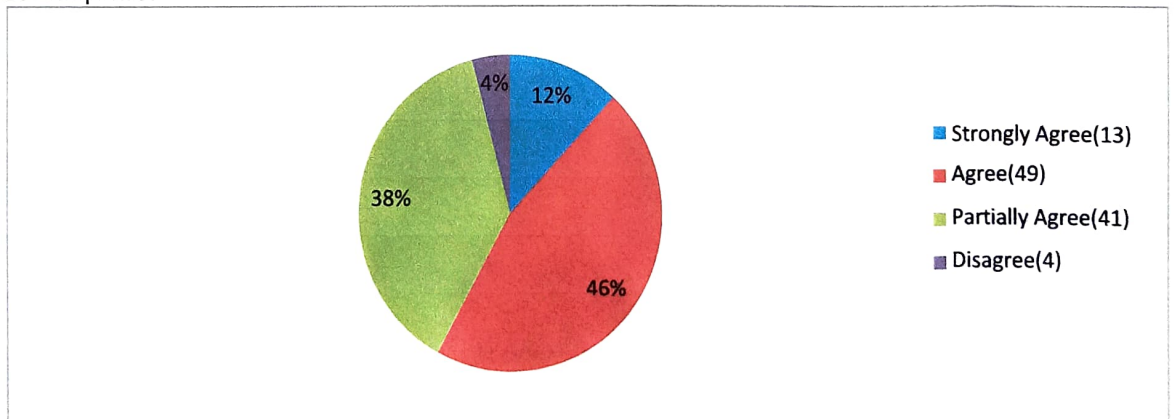
15. Regarding this criteria 34% students opted for Strongly Agree. 55% students responded Agree. 11% students chose Partially Agree.

Figure 15: Clean Drinking Water is Available in the Campus
107 Responses



16. Regarding Maintenance of Toilets 12% students responded Strongly Agree. 46% chose Agree. 38% and 4% opted for Partially Agree and Disagree respectively.

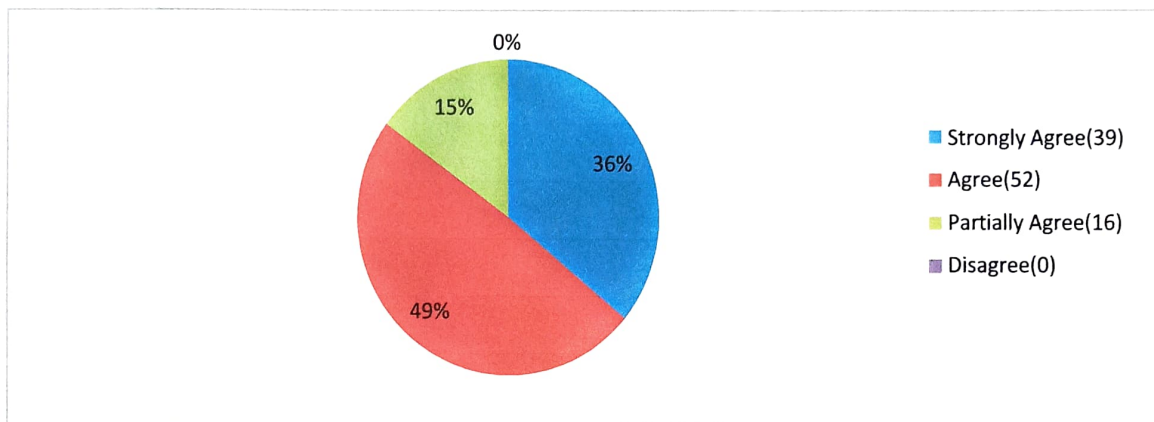
Figure 16: Toilets/Washrooms are Hygienic and Well-Maintained
107 Responses



[Handwritten Signature]
Principal
Sonari College
Sonari

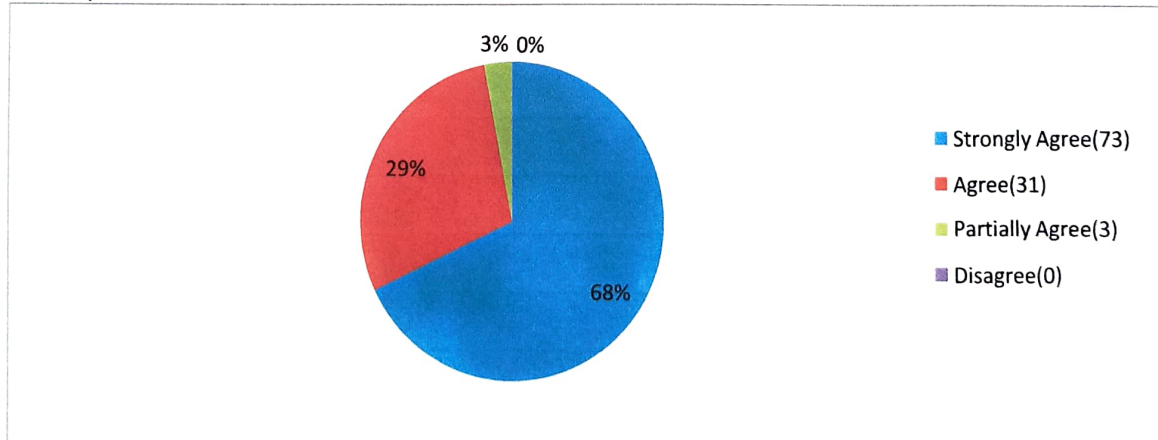
17. Regarding this criteria 36% students chose Strongly Agree. 49% opted for Agree and 15% responded Partially Agree.

Figure 17: Grievances/Problems are Redressed/Solved well in the Classroom
107 Responses



18. Regarding the campus 68% students responded Strongly Agree. 29% students opted for Agree. 3% students chose Partially Agree.

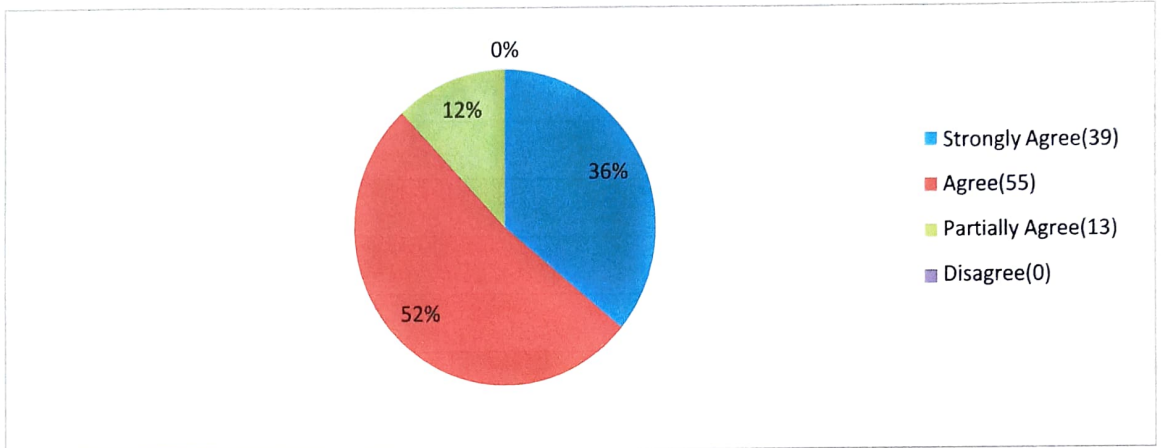
Figure 18: The Campus is Green and Eco-Friendly
107 Responses



Principal
Principal
Sonari College
Sonari

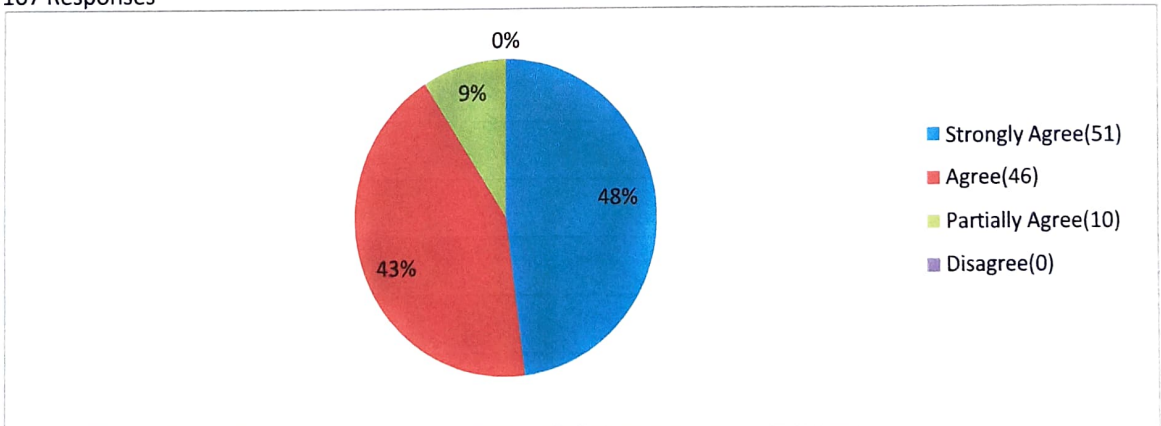
19. Regarding the Classrooms 36% students opted for Strongly Agree. 52% responded Agree and 12% chose Partially Agree.

Figure 19: The Classrooms are Clean and Eco-Friendly
107 Responses



20. Regarding this criteria 48% students responded Strongly Agree. 43% chose Agree. 9% opted for Partially Agree.

Figure 20: The Campus has Adequate Power Supply
107 Responses



[Handwritten Signature]
Principal
Sonari College
Sonari



Estd. 1970

OFFICE OF THE PRINCIPAL SONARI COLLEGE

P.O.: Sonari, Dist.: Charaideo (Assam)

PIN 785690

e-mail:principalsonaricollege@gmail.com

Phone No .03772 256515(O)

Ref. No.

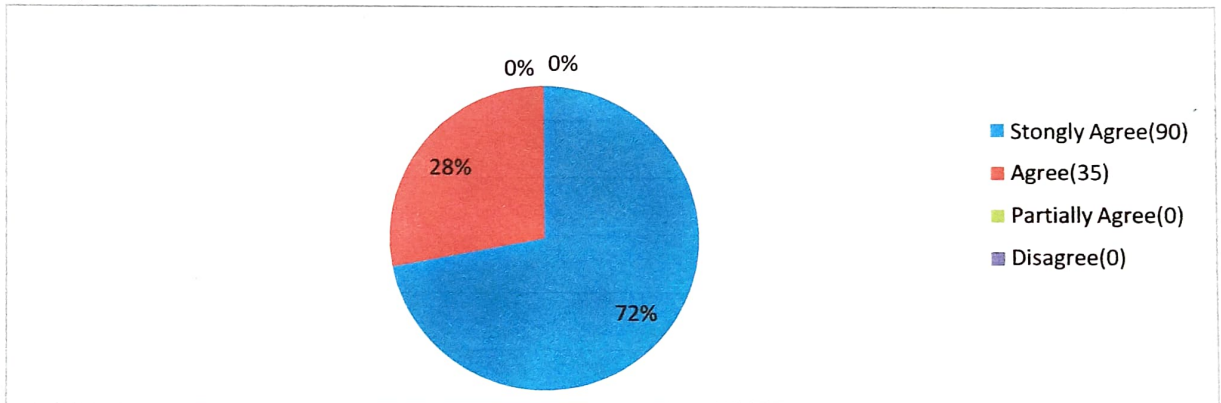
Date. 24/04/2020

Student's Feedback Analysis (2019-2020):

1. Regarding the completion of syllabus 72% students responded Strongly Agree. 28% opted for Agree.

Figure 1: Teacher's complete the Syllabus in Time

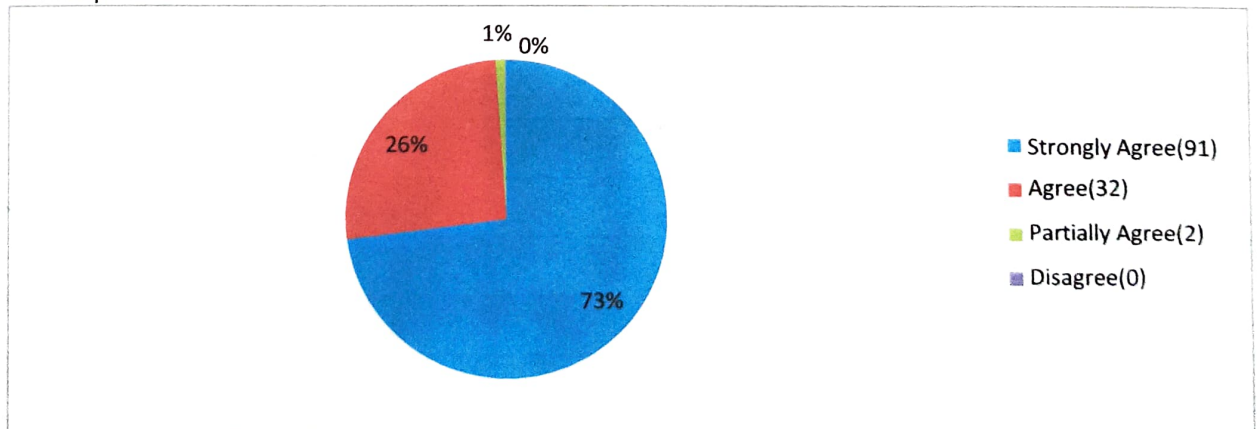
125 Responses



2. Regarding this criteria 73% students responded Strongly Agree. 26% opted for Agree. 1% chose Partially Agree.

Figure 2: Teacher's communicate clearly and inspire students by his/her teaching

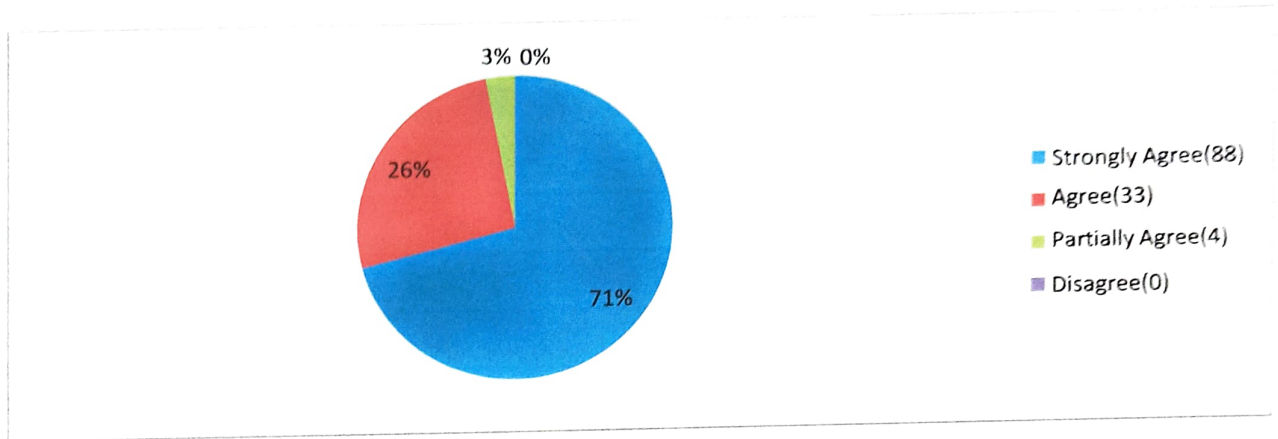
125 Responses



Principal
Principal
Sonari College
Sonari

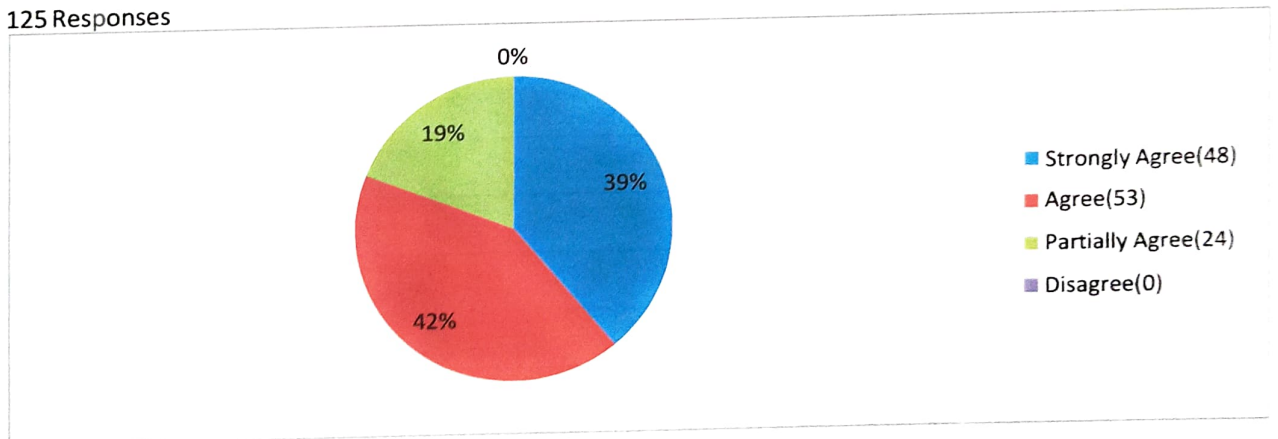
3. Regarding Encouragement of Participation and Discussion in Class 71% students responded in the category Strongly Agree. 26% opted for Agree. 3% responded Partially Agree.

Figure 3: Teacher's Encourage Participation and Discussion in Class
125 Responses



4. Regarding use of Modern Teaching Aids 39% students responded Strongly Agree. 42% chose Agree. 19% opted for Partially Agree.

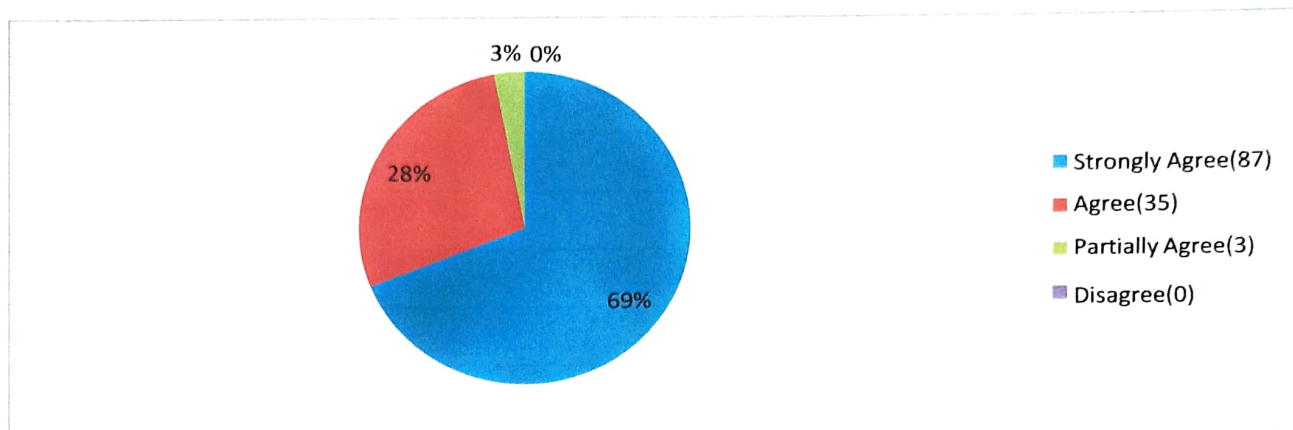
Figure 4: Teacher's use Modern Teaching Aids, Handouts, suitable References, Power Point Presentations, Web Resources etc.
125 Responses



5. Regarding Teacher's Attitude 69% students responded Strongly Agree, while 28% and 3% opted for Agree and Partially Agree respectively.

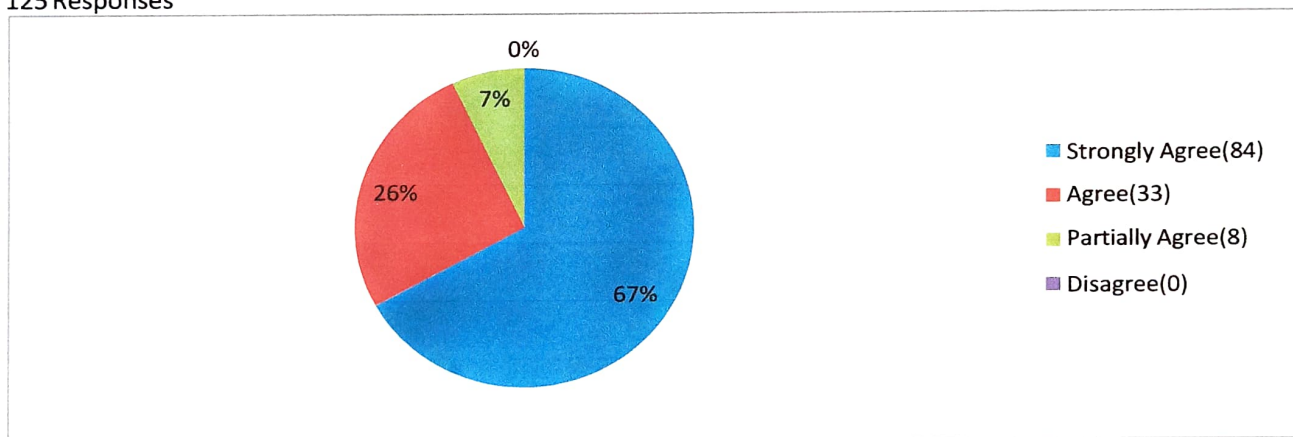
(Handwritten Signature)
Principal
Sonari College
Sonari

Figure 5: Teacher's Attitude towards Students is Helpful and Friendly
125 Responses



6. Regarding the Evaluation Process 67% students responded Strongly Agree. 26% opted for Agree and 7% chose Partially Agree.

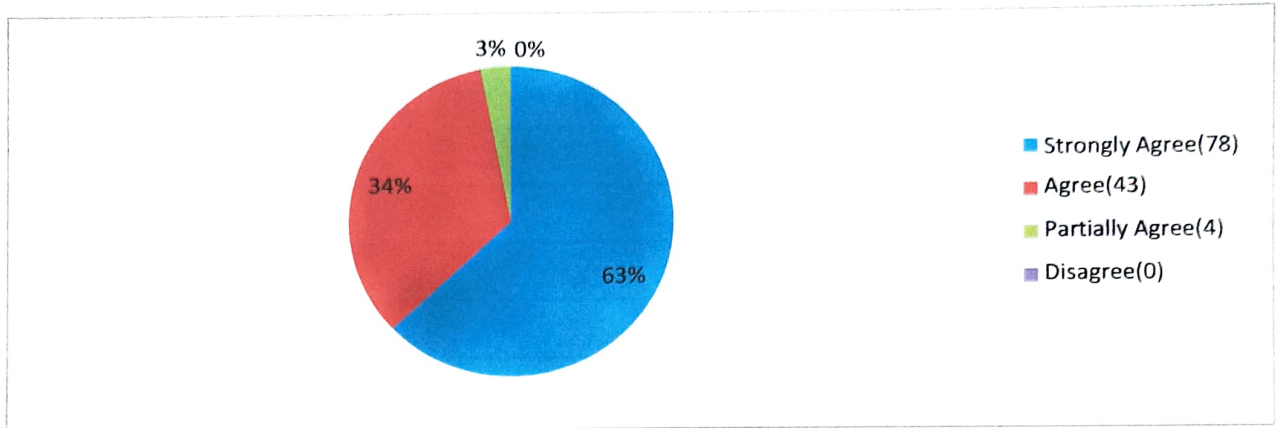
Figure 6: The Evaluation Process is Fair and Unbiased
125 Responses



7. Regarding Regular and Timely Feedback 63% students responded Strongly Agree. 34% chose Agree and 3% opted for Partially Agree.

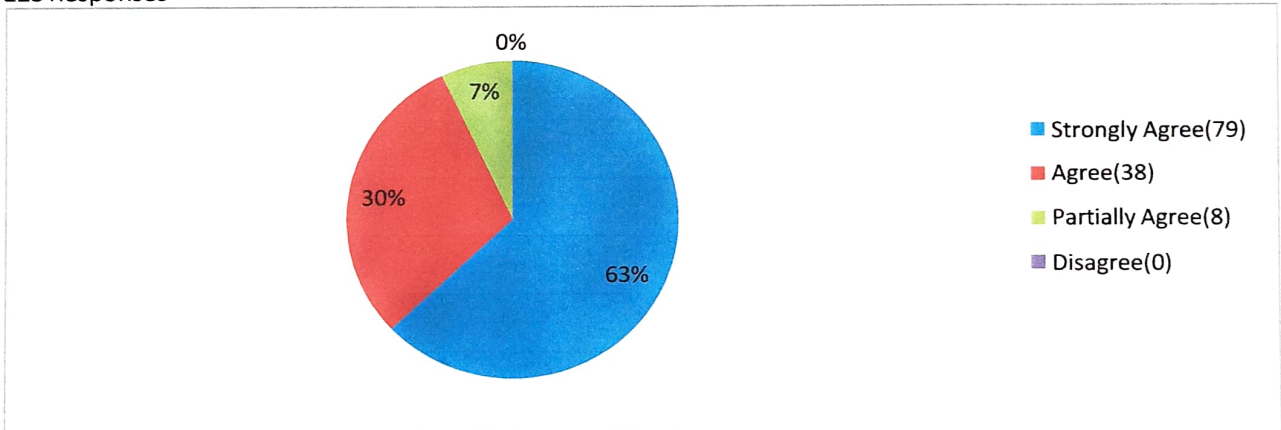
Principal
Principal
Sonari College
Sonari

Figure 7: Regular and Timely Feedback is given on Students performance
125 Responses



8. Regarding Results and Attendance 63% students responded Strongly Agree. 30% opted for Agree and 7% chose Partially Agree.

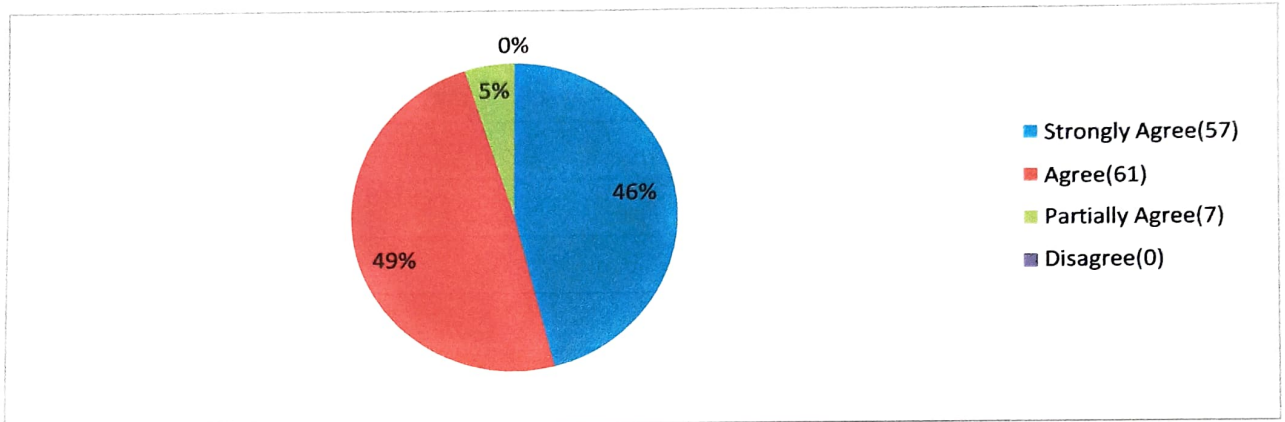
Figure 8: Results and Attendance records are displayed on time
125 Responses



[Handwritten Signature]
Principal
Sonari College
Sonari

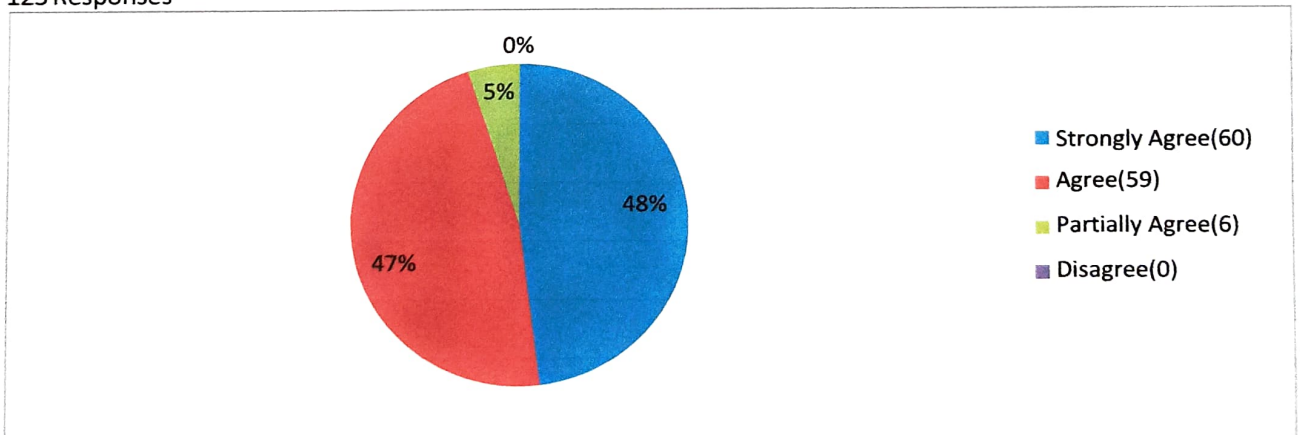
9. Regarding this criteria 46% students opted for Strongly Agree. 49% chose Agree and 5% opted for Partially Agree.

Figure 9: The Prescribed Books/Reading Materials are Available in the Library
125 Responses



10. Regarding College Administration 48% students responded strongly Agree. 47% chose Agree and 5% opted for Partially Agree.

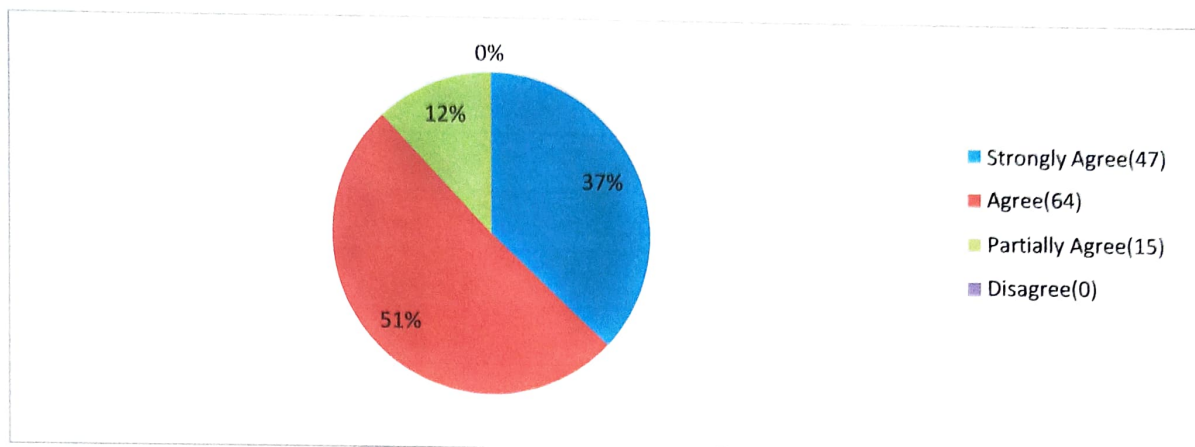
Figure 10: College Administration is Supportive and Fulfils the Needs of Students
125 Responses



11. Regarding Reading Space in Library 37% students chose Strongly Agree. 51% responded Agree. 12% opted for Partially Agree.

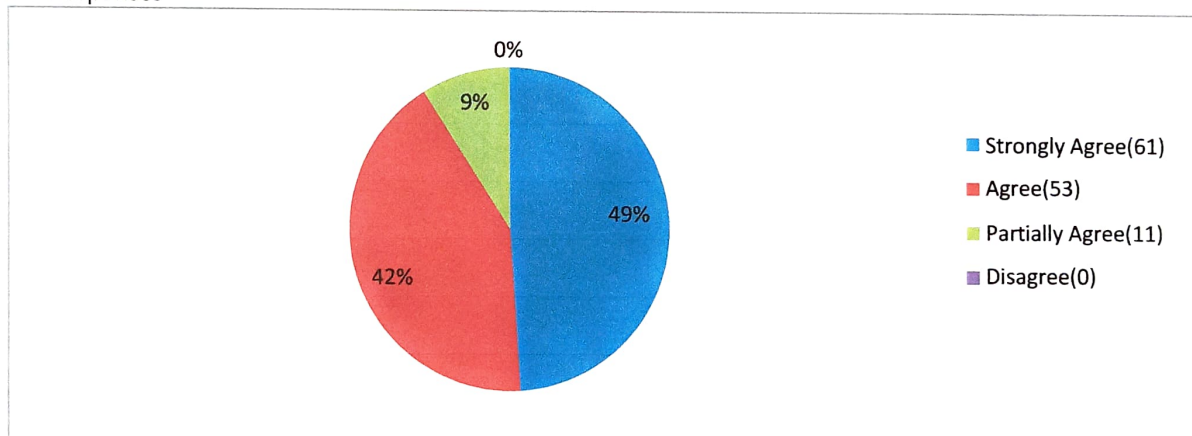
[Handwritten Signature]
Principal
Sonari College
Sonari

Figure 11: Reading Space in Library is Satisfactory
125 Responses



12. Regarding this criteria 49% students responded Strongly Agree. 42% opted for Agree and 9% chose Partially Agree.

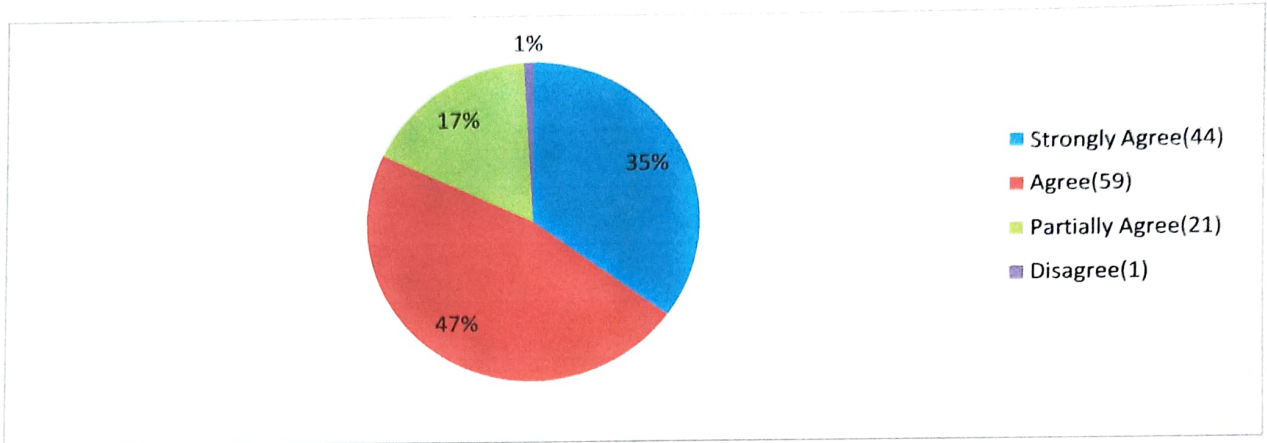
Figure 12: The Library Staff is Cooperative and Helpful
125 Responses



13. Regarding Internet Facilities 35% students opted for Strongly Agree. 47% chose Agree. 17% and 1% students responded Partially Agree and Disagree respectively.

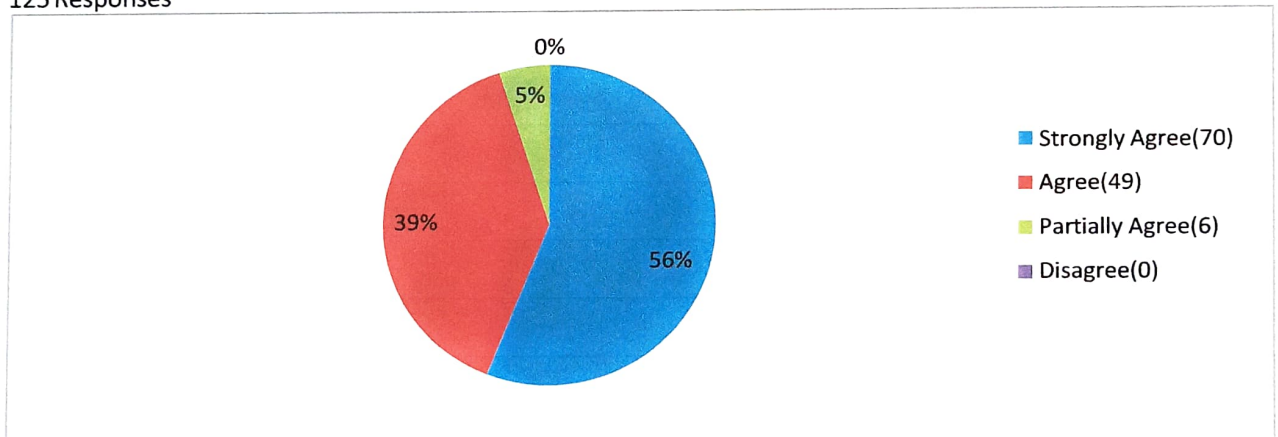

Principal
Sonari College
Sonari

Figure 13: Internet Facilities are Available in the Campus
125 Responses



14. Regarding the Office Staff 56% students responded Strongly Agree. 39% opted for Agree and 5% chose Partially Agree.

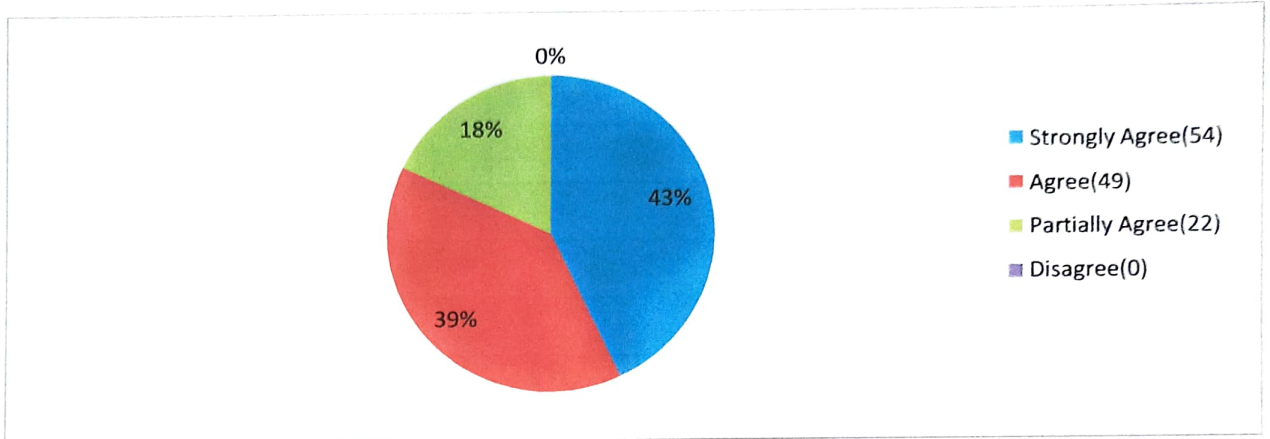
Figure 14: The Office Staff of the College is Helpful
125 Responses



15. Regarding this criteria 43% students opted for Strongly Agree. 39% students responded Agree. 18% students chose Partially Agree.

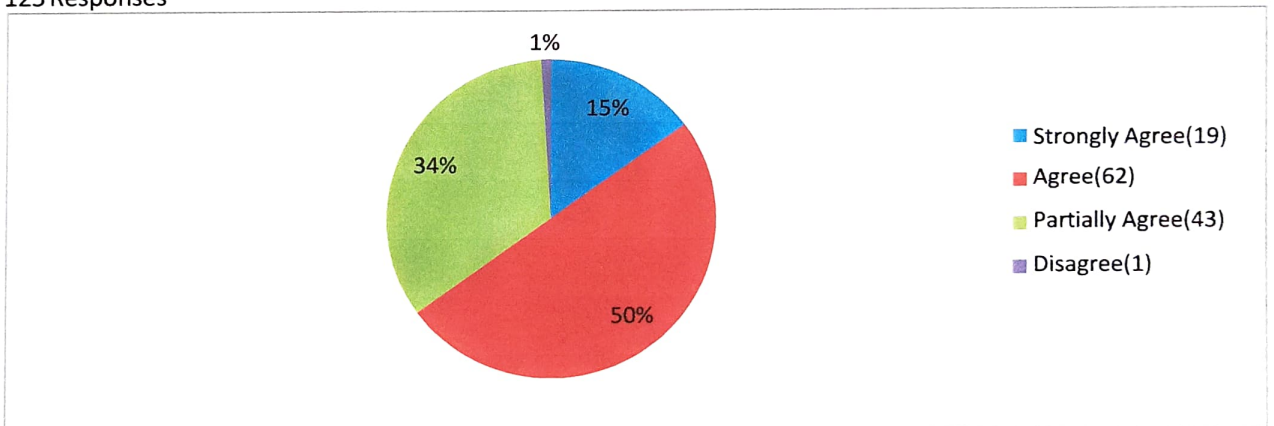

Principal
Sonari College
Sonari

Figure 15: Clean Drinking Water is Available in the Campus
125 Responses



16. Regarding Maintenance of Toilets 15% students responded Strongly Agree. 50% chose Agree. 34% and 1% opted for Partially Agree and Disagree respectively.

Figure 16: Toilets/Washrooms are Hygienic and Well-Maintained
125 Responses

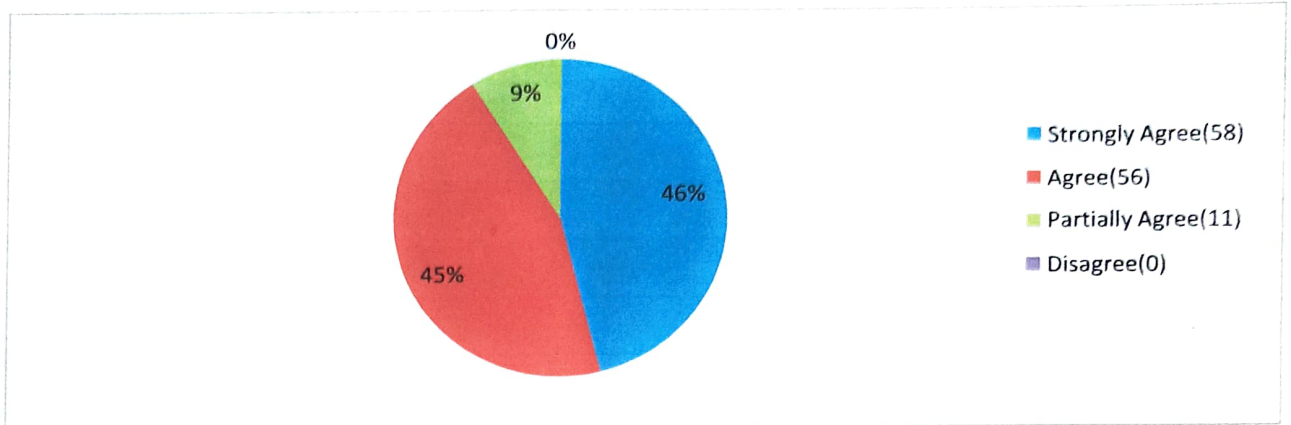


17. Regarding this criteria 46% students chose Strongly Agree. 45% opted for Agree and 9% responded Partially Agree.

[Handwritten Signature]
Principal
Sonari College
Sonari

Figure 17: Grievances/Problems are Redressed/Solved well in the Classroom

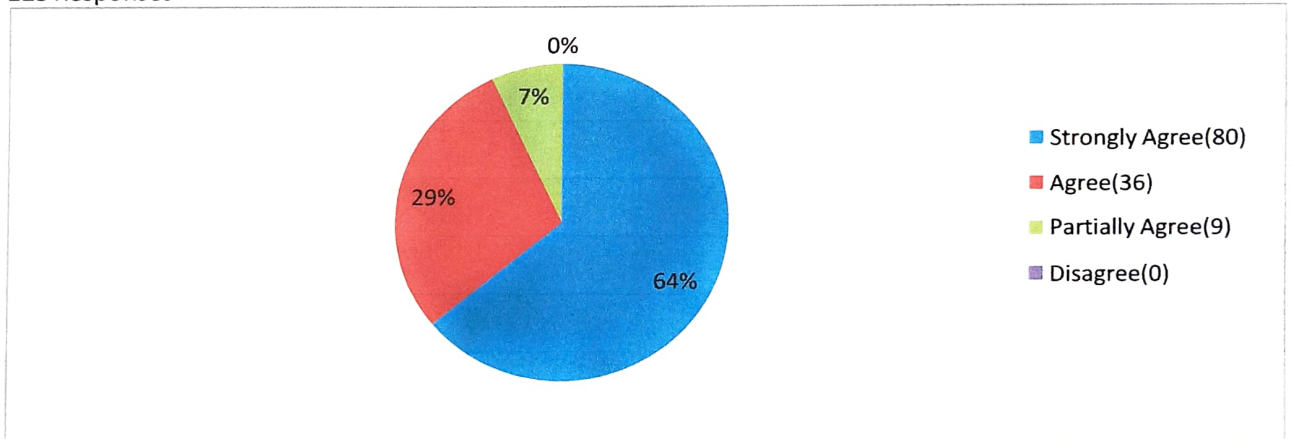
125 Responses



18. Regarding the campus 64% students responded Strongly Agree. 29% students opted for Agree. 7% students chose Partially Agree.

Figure 18: The Campus is Green and Eco-Friendly

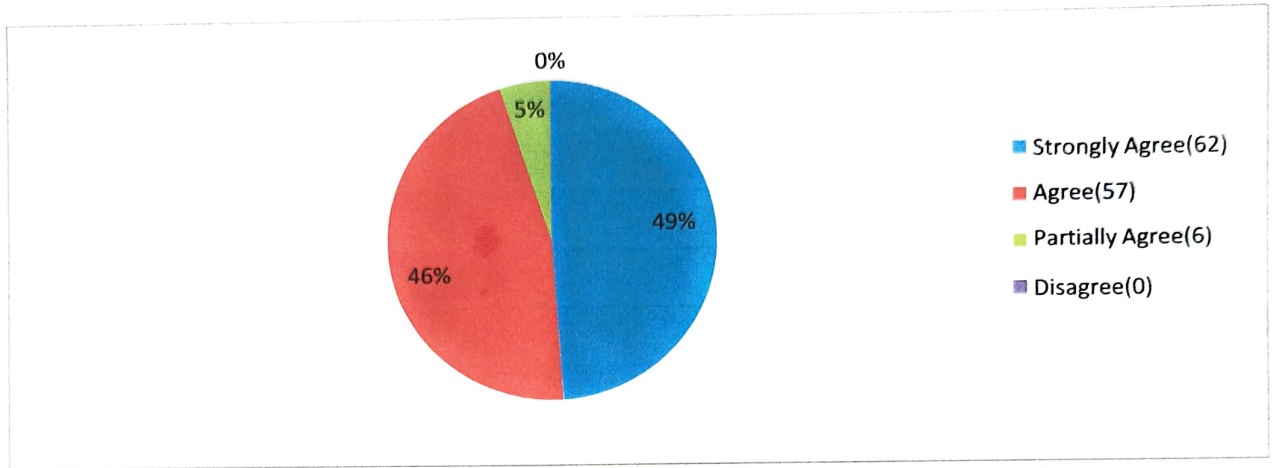
125 Responses



19. Regarding the Classrooms 49% students opted for Strongly Agree. 46% responded Agree and 5% chose Partially Agree.

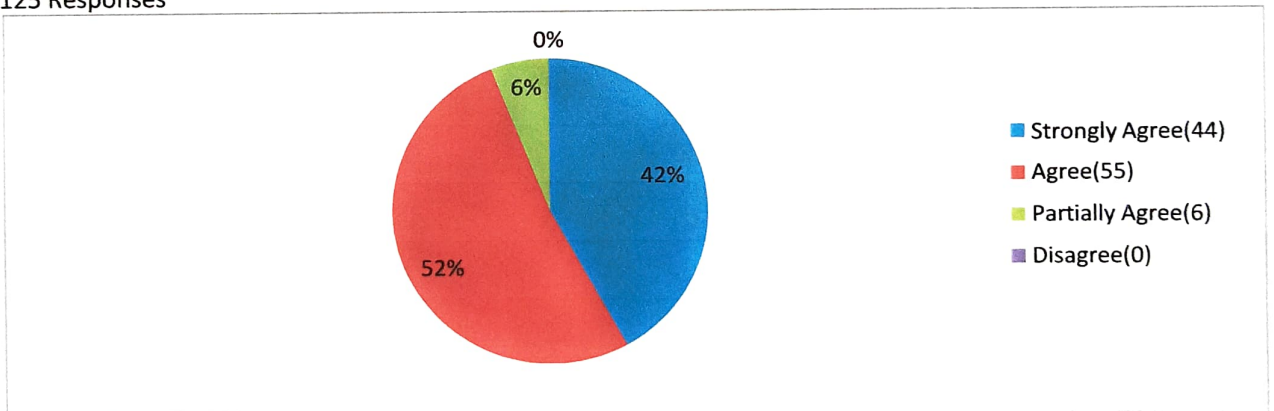

Principal
Sonari College
Sonari

Figure 19: The Classrooms are Clean and Eco-Friendly
125 Responses



20. Regarding this criteria 42% students responded Strongly Agree. 52% chose Agree. 6% opted for Partially Agree.

Figure 20: The Campus has Adequate Power Supply
125 Responses



[Handwritten Signature]
Principal
Sonari College
Sonari



Estd. 1970

OFFICE OF THE PRINCIPAL
SONARI COLLEGE

P.O.: Sonari, Dist.: Charaideo (Assam)
PIN 785690

e-mail:principalsonaricollege@gmail.com
Phone No .03772 256515(O)

Ref. No.

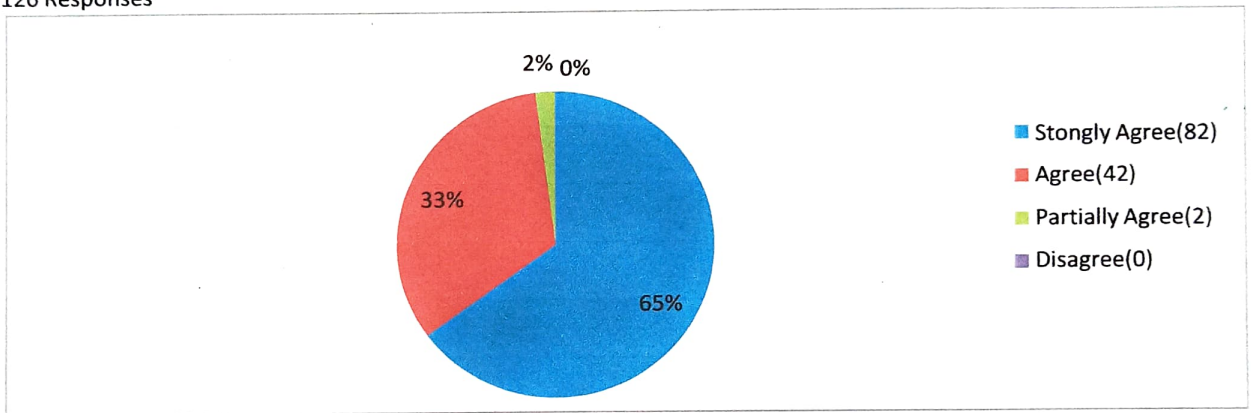
Date... 24-04-20

Student's Feedback Analysis (2020-2021):

1. Regarding the completion of syllabus 65% students responded Strongly Agree. 33% opted for Agree. 2% chose Partially Agree.

Figure 1: Teacher's complete the Syllabus in Time

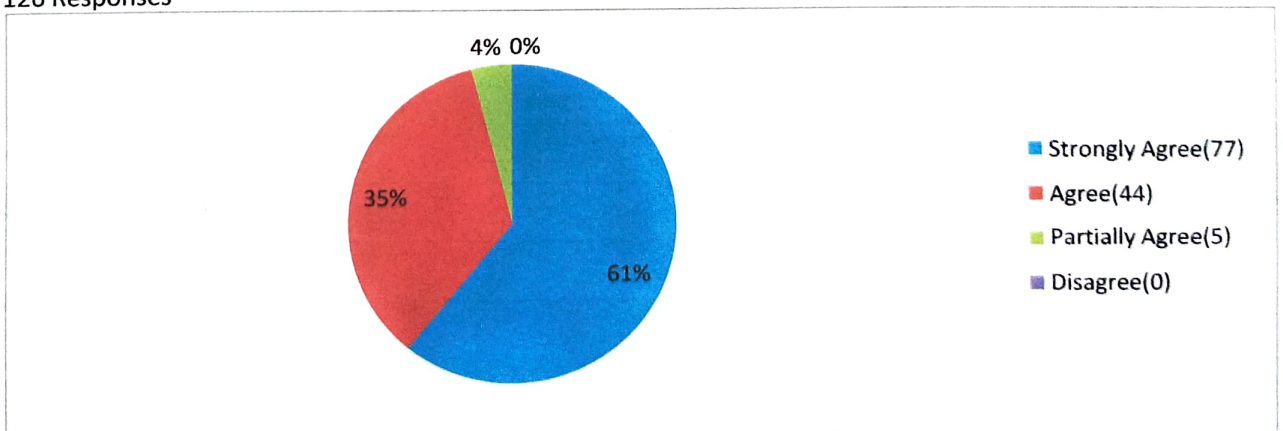
126 Responses



2. Regarding this criteria 61% students responded Strongly Agree. 35% opted for Agree. 4% chose Partially Agree.

Figure 2: Teacher's communicate clearly and inspire students by his/her teaching

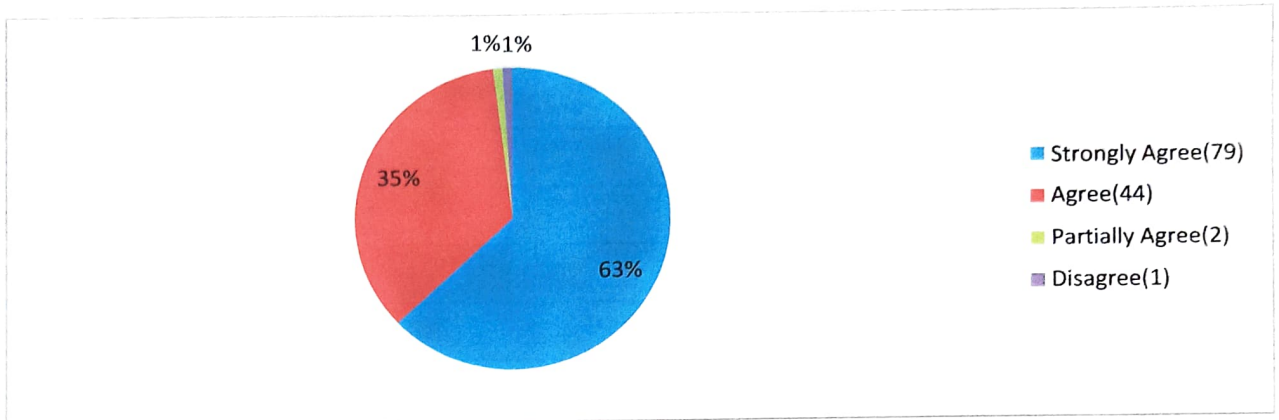
126 Responses



[Signature]
Principal
Sonari College
Sonari

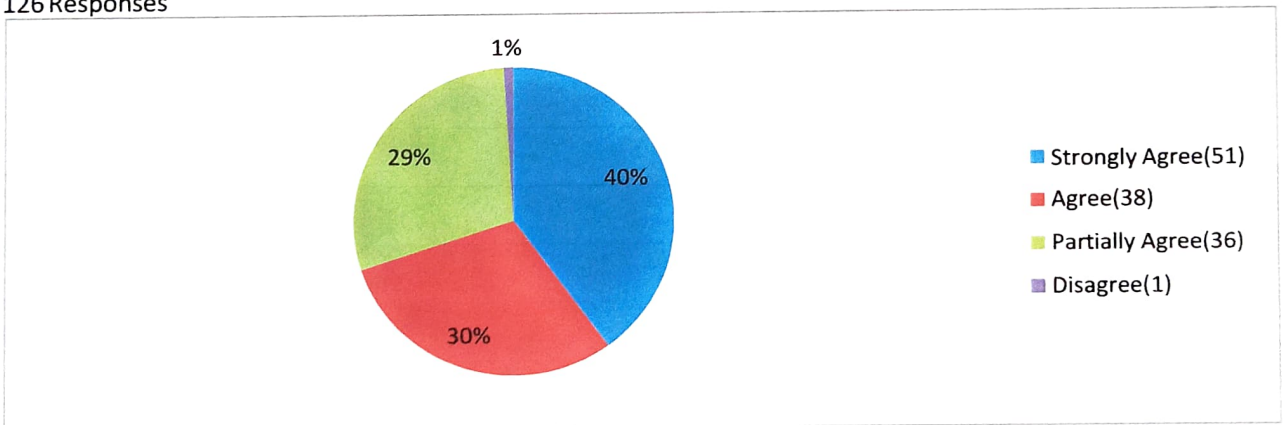
3. Regarding Encouragement of Participation and Discussion in Class 63% students responded in the category Strongly Agree. 35% opted for Agree. 1% responded Partially Agree. 1% chose Disagree.

Figure 3: Teacher's Encourage Participation and Discussion in Class
126 Responses



4. Regarding use of Modern Teaching Aids 40% students responded Strongly Agree. 30% chose Agree. 29% and 1% opted for Partially Agree and Disagree respectively.

Figure 4: Teacher's use Modern Teaching Aids, Handouts, suitable References, Power Point Presentations, Web Resources etc.
126 Responses



Principal
Sonari College
Sonari

5. Regarding Teacher's Attitude 65% students responded Strongly Agree, while 33% and 2% opted for Agree and Partially Agree respectively.

Figure 5: Teacher's Attitude towards Students is Helpful and Friendly
126 Responses



6. Regarding the Evaluation Process 62% students responded Strongly Agree, 34% opted for Agree and 4% chose Partially Agree.

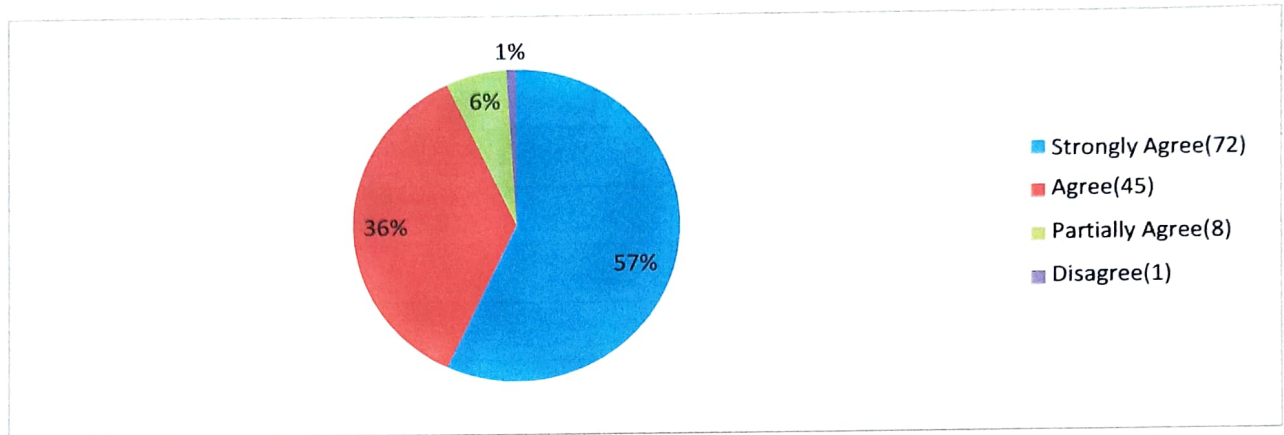
Figure 6: The Evaluation Process is Fair and Unbiased
126 Responses



[Signature]
Principal
Sonari College
Sonari

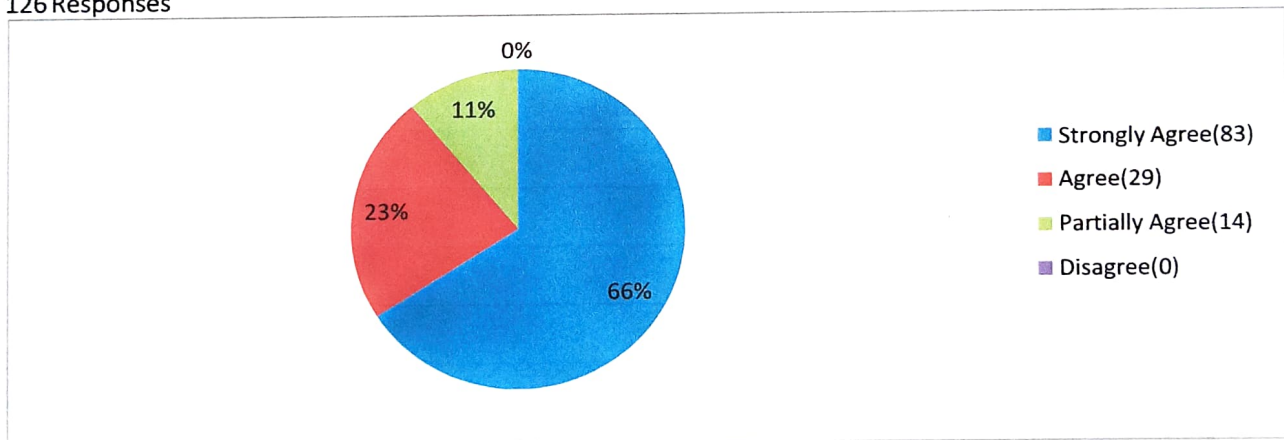
7. Regarding Regular and Timely Feedback 57% students responded Strongly Agree. 36% chose Agree. 6% and 1% opted for Partially Agree and Disagree respectively.

Figure 7: Regular and Timely Feedback is given on Students performance
126 Responses



8. Regarding Results and Attendance 66% students responded Strongly Agree. 23% opted for Agree and 11% chose Partially Agree.

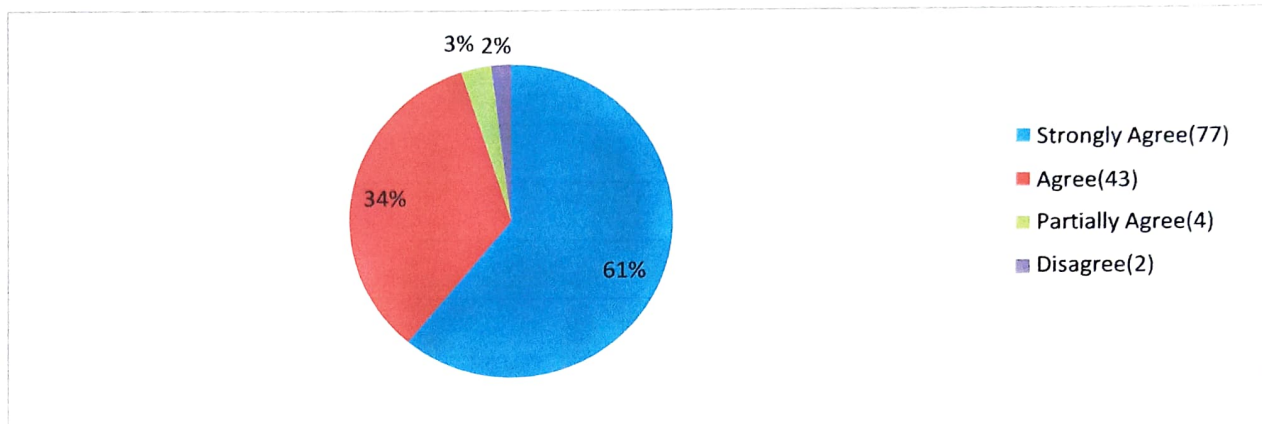
Figure 8: Results and Attendance records are displayed on time
126 Responses



[Handwritten Signature]
Principal
Sonari College
Sonari

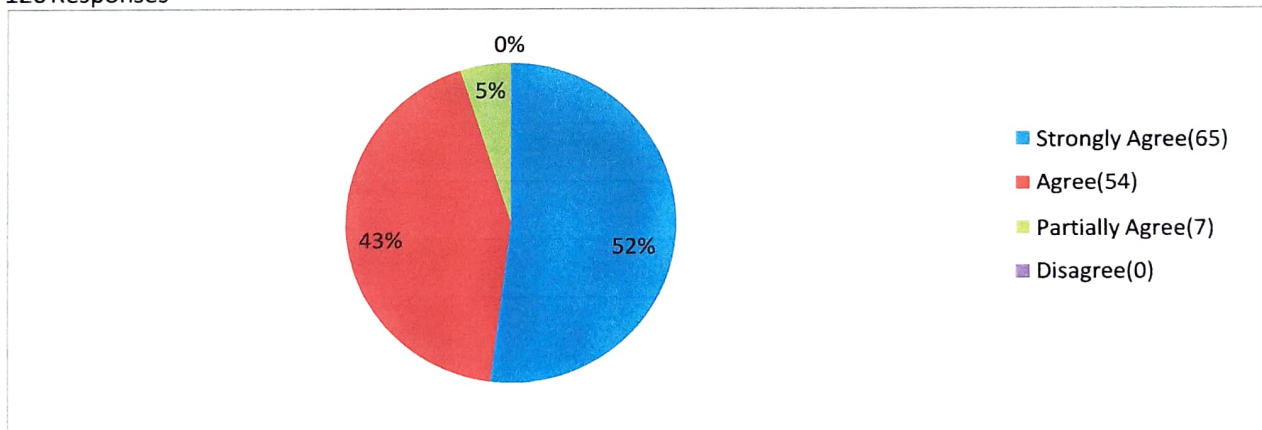
9. Regarding this criteria 61% students opted for Strongly Agree. 34% chose Agree. 3% and 2% opted for Partially Agree and Disagree respectively.

Figure 9: The Prescribed Books/Reading Materials are Available in the Library
126 Responses



10. Regarding College Administration 52% students responded strongly Agree. 43% chose Agree and 5% opted for Partially Agree.

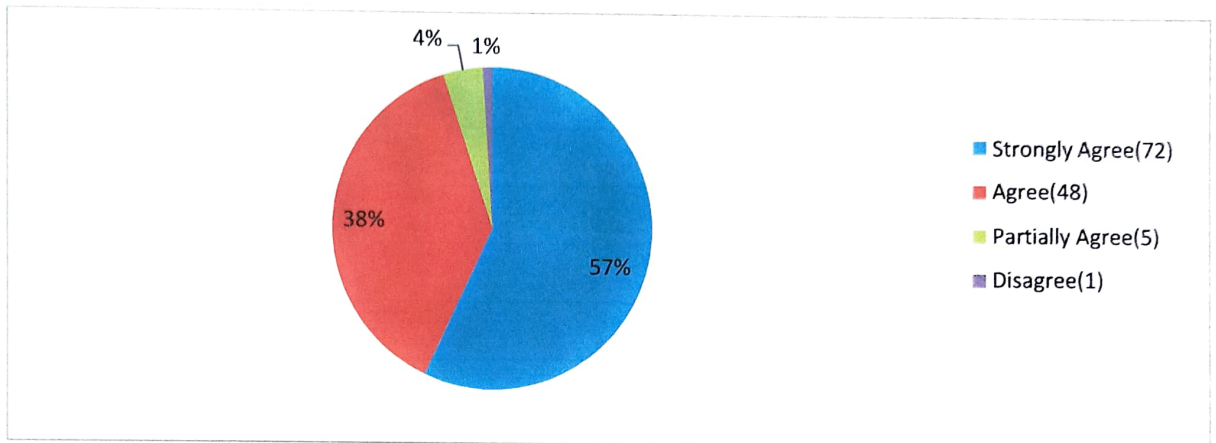
Figure 10: College Administration is Supportive and Fulfils the Needs of Students
126 Responses



[Handwritten Signature]
Principal
Sonari College
Sonari

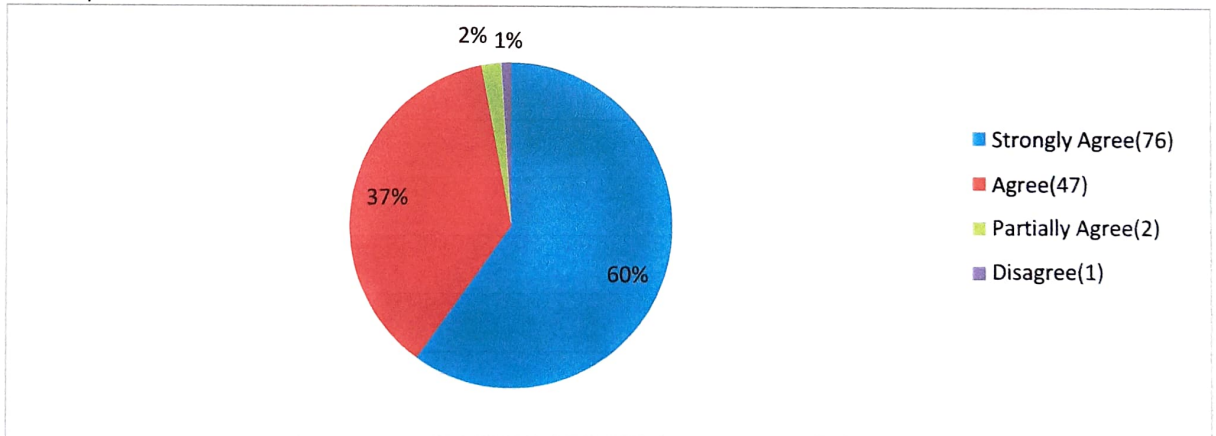
11. Regarding Reading Space in Library 57% students chose Strongly Agree. 38% responded Agree. 4% and 1% opted for Partially Agree and Disagree respectively.

Figure 11: Reading Space in Library is Satisfactory
126 Responses



12. Regarding this criteria 60% students responded Strongly Agree. 37% opted for Agree. 2% and 1% chose Partially Agree and Disagree respectively.

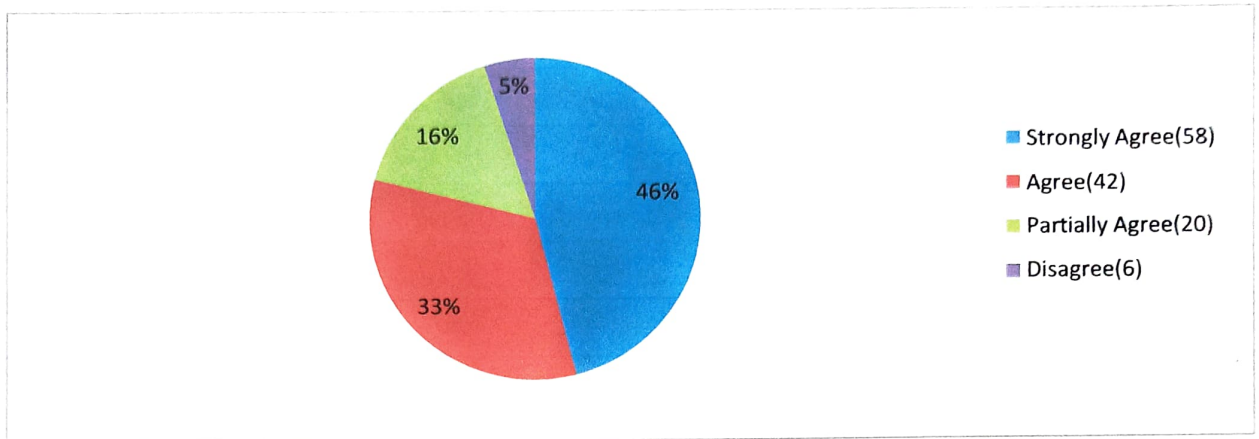
Figure 12: The Library Staff is Cooperative and Helpful
126 Responses



Principal
Principal
Sonari College
Sonari

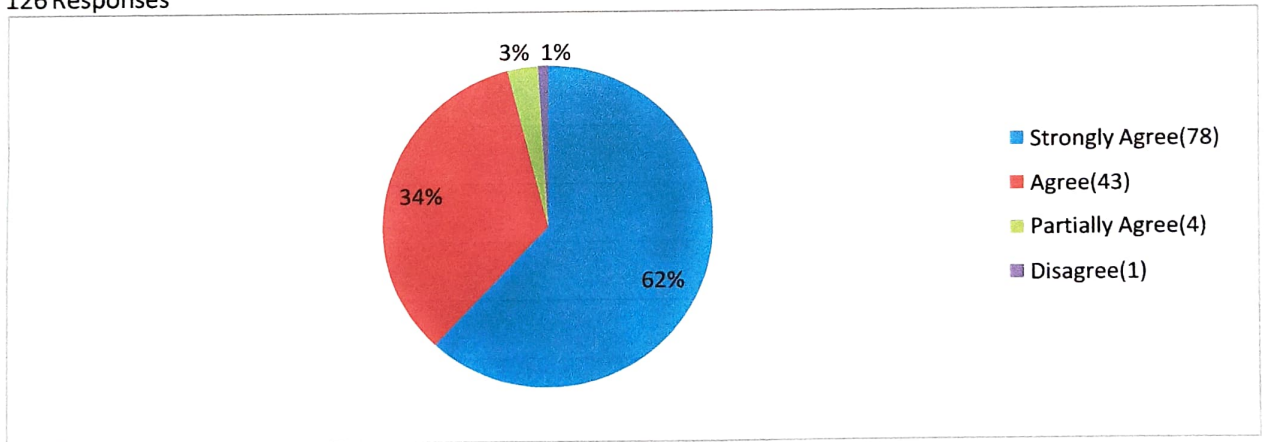
13. Regarding Internet Facilities 46% students opted for Strongly Agree. 33% chose Agree. 16% and 5% students responded Partially Agree and Disagree respectively.

Figure 13: Internet Facilities are Available in the Campus
126 Responses



14. Regarding the Office Staff 62% students responded Strongly Agree. 34% opted for Agree. 3% and 1% chose Partially Agree and Disagree respectively.

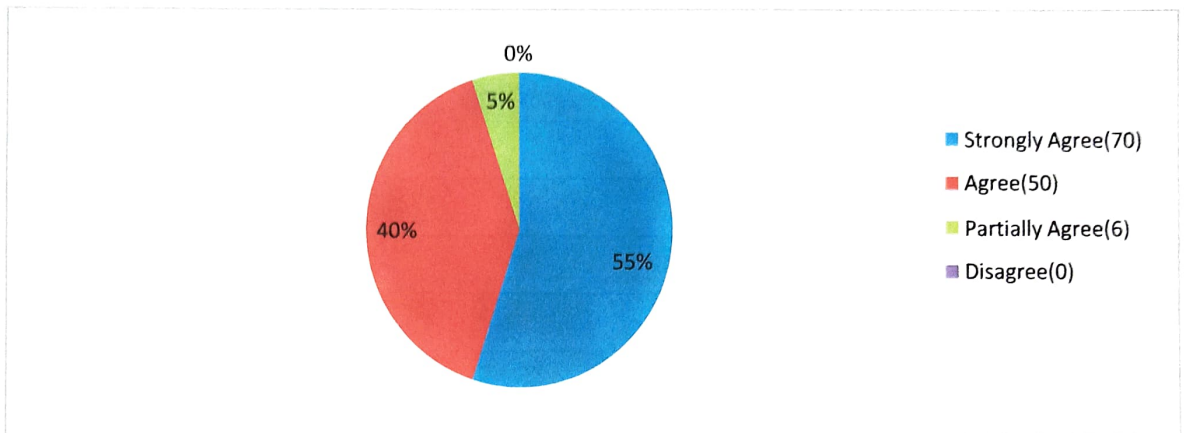
Figure 14: The Office Staff of the College is Helpful
126 Responses




Principal
Sonari College
Sonari

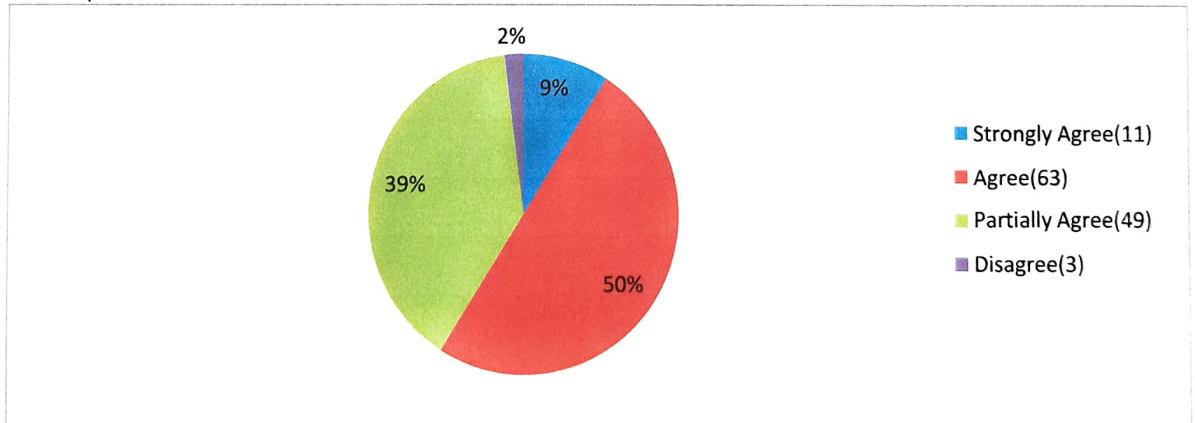
15. Regarding this criteria 55% students opted for Strongly Agree. 40% students responded Agree. 5% students chose Partially Agree.

Figure 15: Clean Drinking Water is Available in the Campus
126 Responses



16. Regarding Maintenance of Toilets 9% students responded Strongly Agree. 50% chose Agree. 39% and 2% opted for Partially Agree and Disagree respectively.

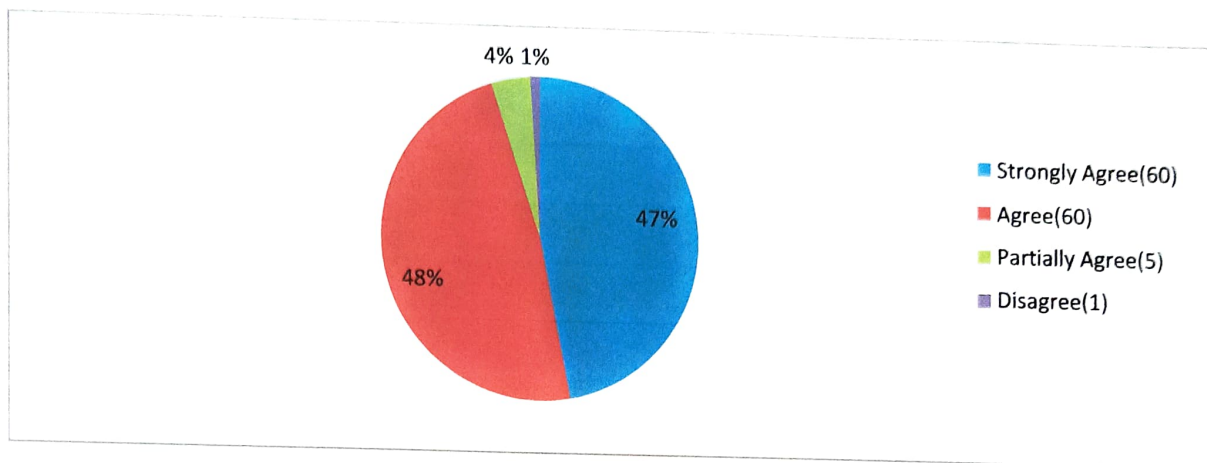
Figure 16: Toilets/Washrooms are Hygienic and Well-Maintained
126 Responses



[Handwritten Signature]
Principal
Sonari College
Sonari

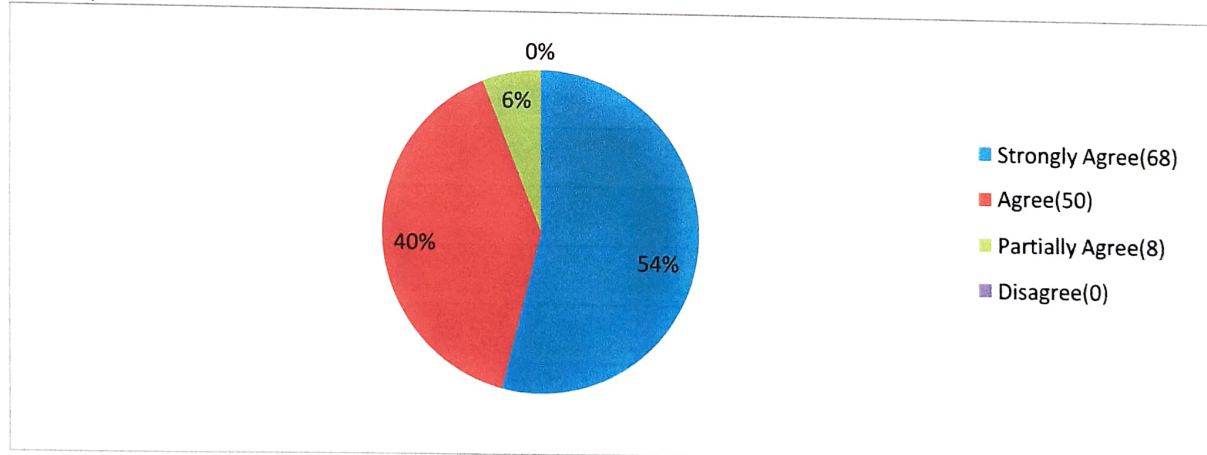
17. Regarding this criteria 47% students chose Strongly Agree. 48% opted for Agree and 4% and 1% responded Partially Agree and Disagree respectively.

Figure 17: Grievances/Problems are Redressed/Solved well in the Classroom
126 Responses



18. Regarding the campus 54% students responded Strongly Agree. 40% students opted for Agree. 6% students chose Partially Agree.

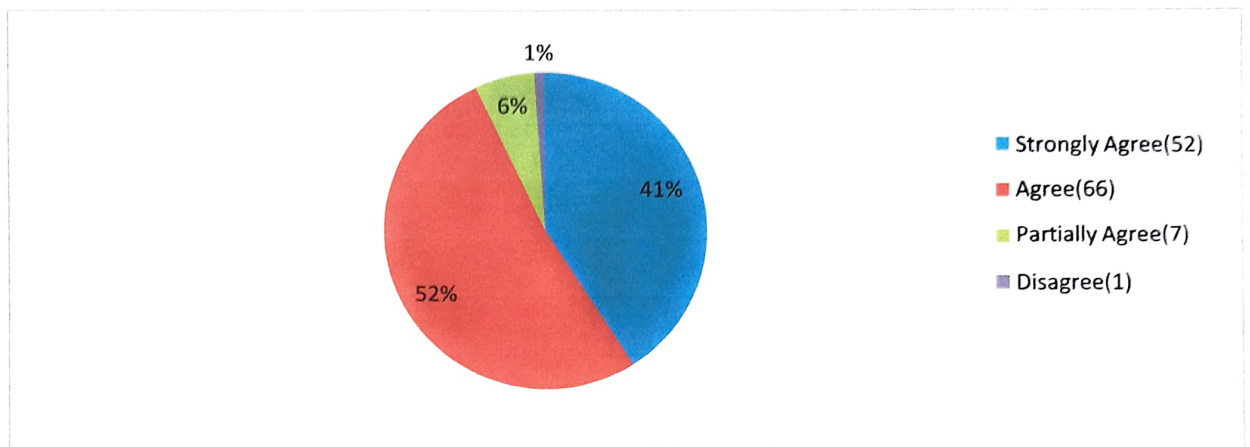
Figure 18: The Campus is Green and Eco-Friendly
126 Responses



Principal
Sonari College
Sonari

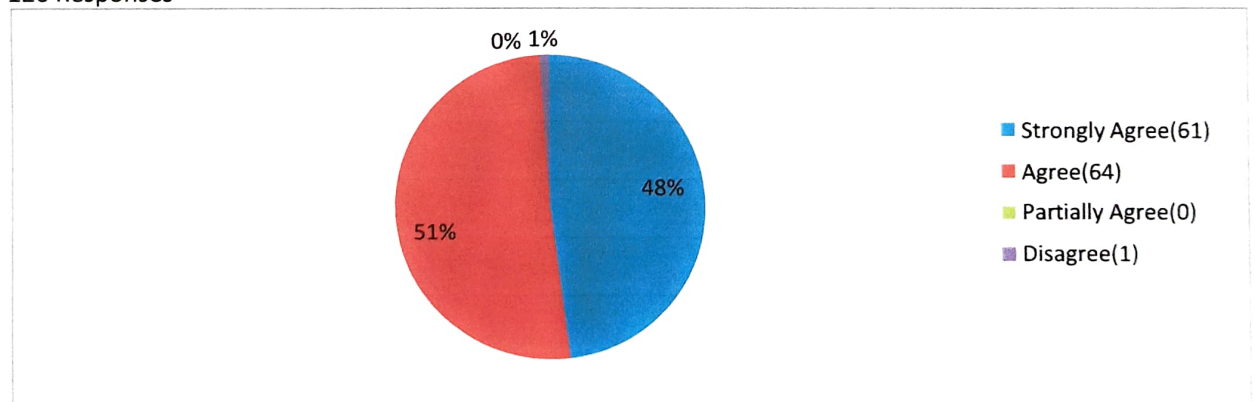
19. Regarding the Classrooms 41% students opted for Strongly Agree. 52% responded Agree. 6% and 1% chose Partially Agree and Disagree.

Figure 19: The Classrooms are Clean and Eco-Friendly
126 Responses



20. Regarding this criteria 48% students responded Strongly Agree. 51% chose Agree. 1% opted for Disagree.

Figure 20: The Campus has Adequate Power Supply
126 Responses



Principal
Sonari College
Sonari



Estd. 1970

OFFICE OF THE PRINCIPAL SONARI COLLEGE

P.O.: Sonari, Dist.: Charaideo (Assam)
PIN 785690

e-mail: principalsonaricollege@gmail.com

Phone No .03772 256515(O)

Ref. No.

Date 26/04/23

Students' Feedback Analysis 2021-22

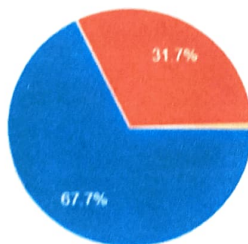
Total responses: 189

Out of the 189 students, 67.7% students are female and 31.7% are male. 66.5% are 'OBC', 22.9% are 'General'. 6.5% students are 'SC'. 4.1% students are 'ST'.

Gender

189 responses

 Copy

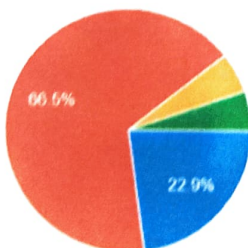


● Female
● Male
● Other

Category

188 responses

 Copy



● General
● OBC
● SC
● ST

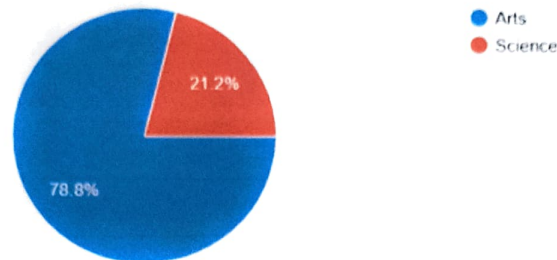
78.8% students are from Arts Stream and 21.2% are from Science Stream. 95.2% students have Honours and 4.8% are Non-Honours (Pass Course) students.


Principal
Sonari College
Sonari

Stream

189 responses

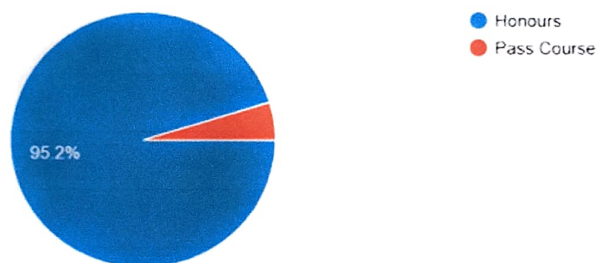
 Copy




Program/Course

189 responses

 Copy



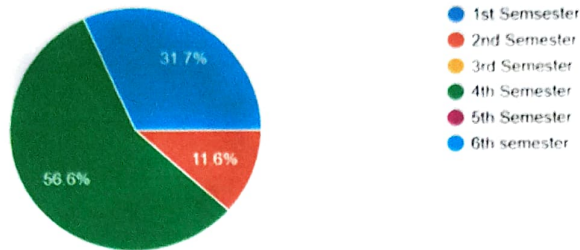
56.6% are 4th Semester students, 31% students are from 1st Semester, 11.6% are from 2nd Semester. 24.3% students are from the Deptt. of Education, 15.3% are from the Deptt. of English, 13.2% are from the Deptt. of Economics, 14.3% students are from the Deptt. of Assamese. 8.9% students are from the Deptt. of Chemistry, 7.5% are from the Deptt. of Political Science, 6.5% are from the Deptt. of Botany, 5.2% are from the Deptt. of History, 4.8% are Non-Honours students.


Principal
Sonari College
Sonari

Semester

189 responses

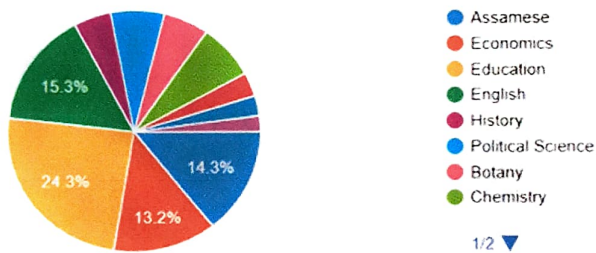
 Copy



Department

189 responses

 Copy

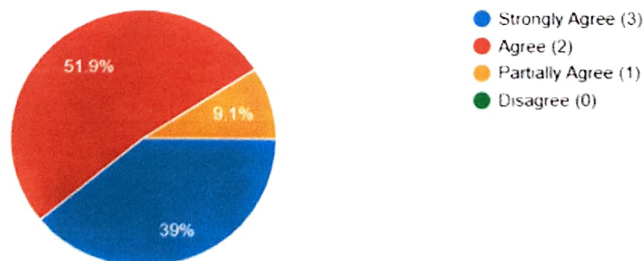


1. 51.9% students 'agreed' that teachers complete the syllabus in time. 39% 'strongly agreed'. 9.1% students 'partially agreed'.

1. Teachers complete the syllabus in time.

187 responses

 Copy



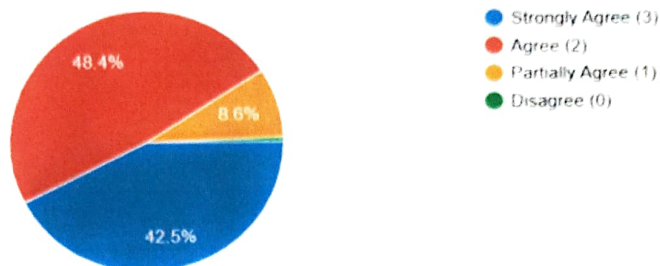
2. 48.4% students 'agreed' that teachers communicate clearly and inspire students. 42.5% 'strongly agreed'. 8.6% 'partially agreed'.


Principal
Sonari College
Sonari

2. Teachers communicate clearly and inspire students by his/her teaching.

 Copy

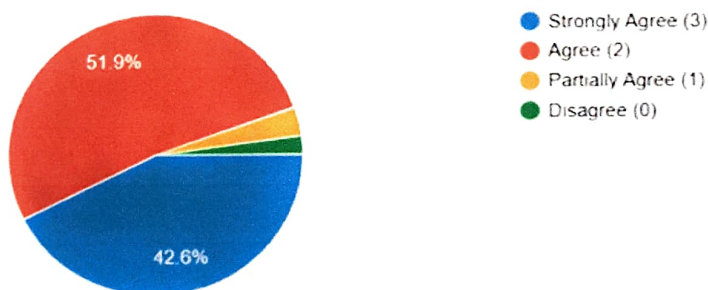
186 responses



3. 51.9% students 'agreed' that teachers encourage participation and discussion in class. 42.6% 'strongly agreed'. 4% 'partially agreed' and 1.5% 'disagreed'.

3. Teachers encourage participation and discussion in class.

183 responses

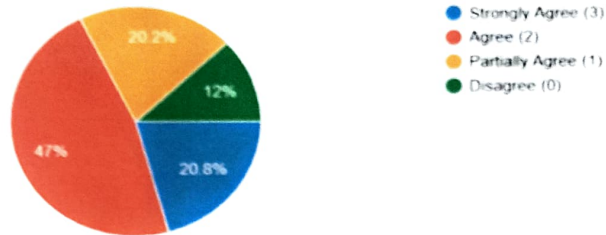


4. Regarding use of modern teaching aids by teachers, 47% students 'agreed', 20.8% 'strongly agreed', 20.2% 'partially agreed' and 12% 'disagreed'.


Principal
Sonari College
Sonari

4. Teachers use modern teaching aids, handouts, suitable references, PowerPoint presentations, web resources etc.

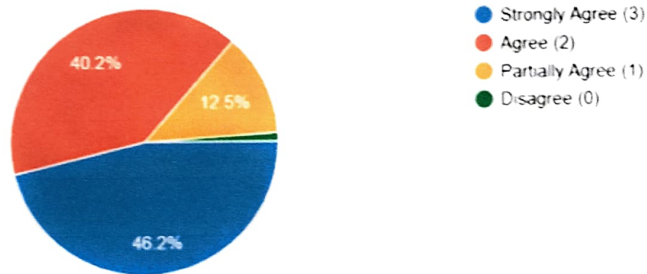
183 responses



5. 46.2% students 'strongly agreed' that teacher's attitudes towards students are helpful and friendly. 40.2% students 'agreed', 12.5% 'partially agreed'.

5. Teacher's attitudes towards students are helpful and friendly.

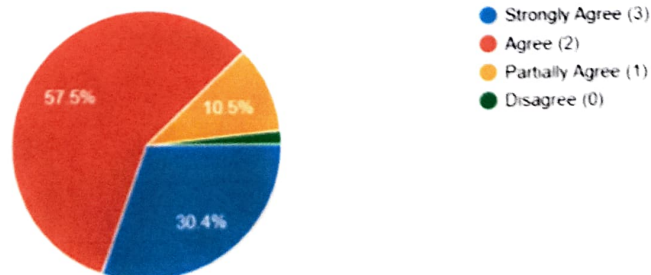
184 responses



6. 57.5% students 'agreed' that the evaluation process is fair and unbiased. 30.4% 'strongly agreed' and 10.5% 'partially agreed'. 1.6% 'disagreed'.

6. The evaluation process is fair and unbiased.

181 responses

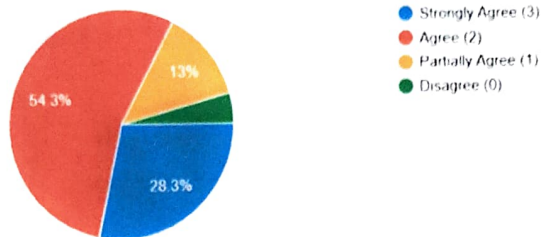



Principal
Sonari College
Sonari

7. Regarding regular and timely feedback on student's performance, 54.3% students 'agreed', 28.3% students 'strongly agreed', 13% 'partially agreed' and 4.4% 'disagreed'.

7. Regular and timely feedback is given on student's performance.

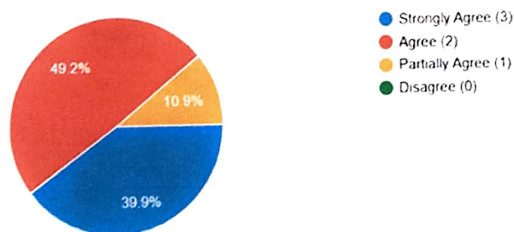
184 responses



8. 49.2% students 'agreed' that results and attendance are displayed on time. 39.9% 'strongly agreed' and 10.9% 'partially agreed'.

8. Results and attendance records are displayed on time.

183 responses

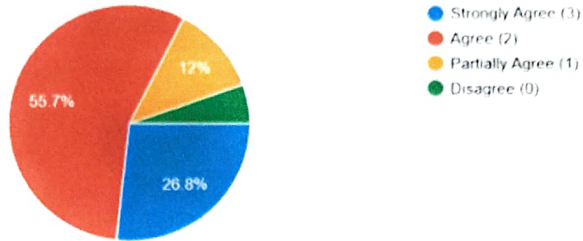


9. 55.7% students 'agreed' that the prescribed books/reading materials are available in the library. 26.8% 'strongly agreed', 12% 'partially agreed' and 5.5% 'disagreed'.

[Handwritten Signature]
Principal
Sonari College
Sonari

9. The prescribed books/reading materials are available in the library

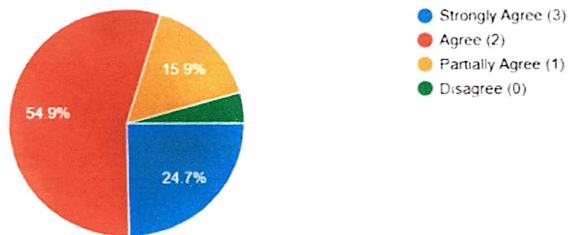
183 responses



10. 54.9% students 'agreed' that college administration is supportive and fulfils the needs of students. 24.7% 'strongly agreed', 15.9% 'partially agreed' and 4.5% 'disagreed'.

10. College administration is supportive and fulfils the needs of students.

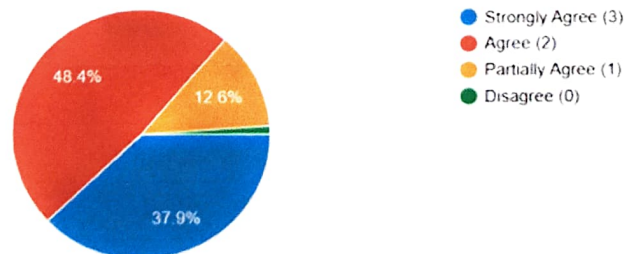
182 responses



11. 48.4% students 'agreed' that reading space in library is satisfactory. 37.9% 'strongly agreed' and 12.6% 'partially agreed'.

11. Reading space in library is satisfactory.

182 responses



 Copy

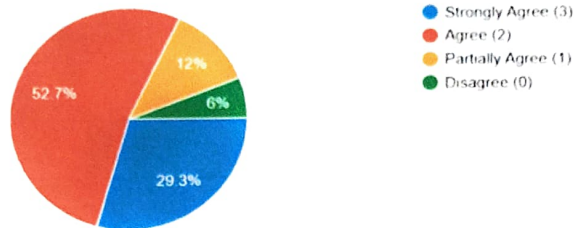

Principal
Sonari College
Sonari

12. 52.7% students 'agreed' that the library staff is cooperative and helpful. 29.3% 'strongly agreed', 12% 'partially agreed' and 6% 'disagreed'.

12. The library staff is cooperative and helpful.

 Copy

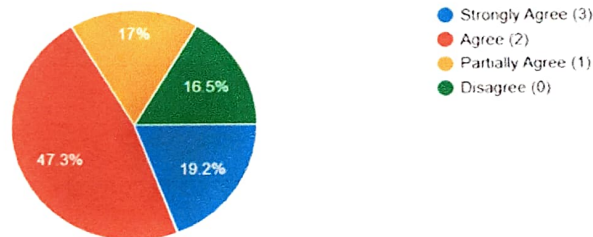
184 responses



13. 47.3% students 'agreed' that internet facilities are available in the campus, 19.2% 'strongly agreed', 17% 'partially agreed' and 16.5% 'disagreed'.

13. Internet facilities are available in the campus.

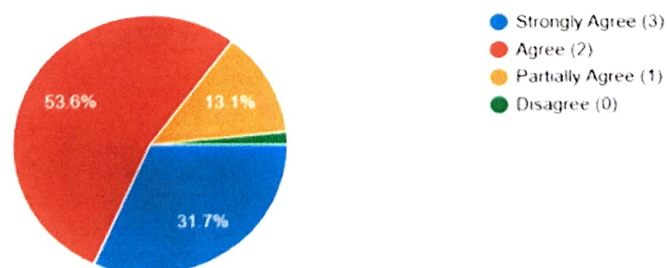
182 responses




14. 53.6% students 'agreed' that the office staff is helpful, 31.7% 'strongly agreed', 13.1% 'partially agreed' and 1.6% 'disagreed'.

14. The office staff of the college is helpful.

183 responses

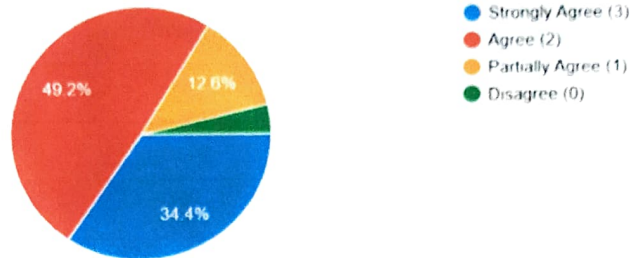


15. 49.2% students 'agreed' that clean drinking water is available in the campus, 34.4% 'strongly agreed'. 12.6% 'partially agreed' and 3.8% 'disagreed'.


Principal
Sonari College
Sonari

15. Clean drinking water is available in the campus.

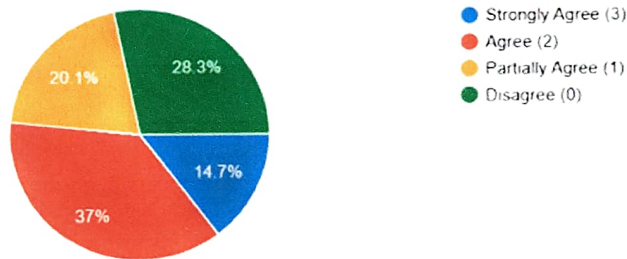
183 responses



16. 37% students 'agreed' that toilets/washrooms are hygienic and well-maintained, 28.3% 'disagreed', 20.1% 'partially agreed' and 14.7% 'strongly agreed'.

16. Toilets/Washrooms are hygienic and well-maintained.

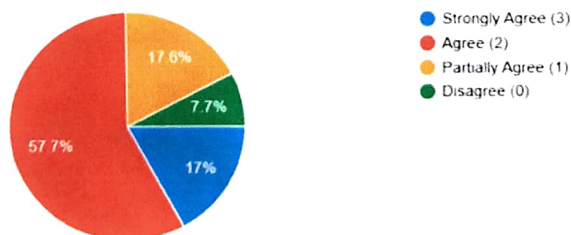
184 responses



17. 57.7% students 'agreed' that grievances/problems are redressed /solved in time, 17% 'strongly agreed'. 17.6% 'partially agreed' and 7.7% 'disagreed'.

17. Grievances/problems are redressed/solved well in time.

182 responses

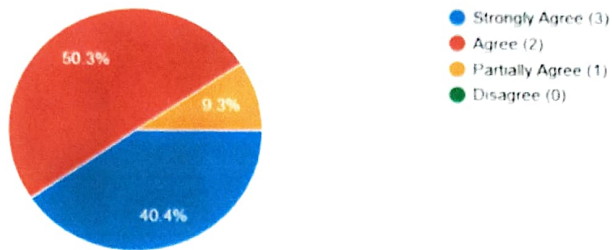


18. 50.3% students 'agreed' that the campus is green and eco-friendly, 40.4% 'strongly agreed' and 9.3% students 'partially agreed'.

[Handwritten Signature]
Principal
Sonari College
Sonari

18. The campus is green and eco friendly.

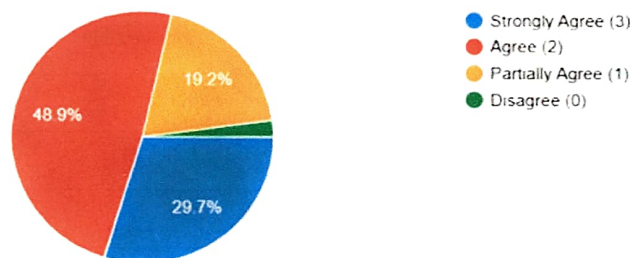
183 responses



19. 48.9% students 'agreed' that the classrooms are clean and well-maintained. 29.7% 'strongly agreed', 19.2% 'partially agreed' and 2.2% 'disagreed'.

19. The classrooms are clean and well maintained.

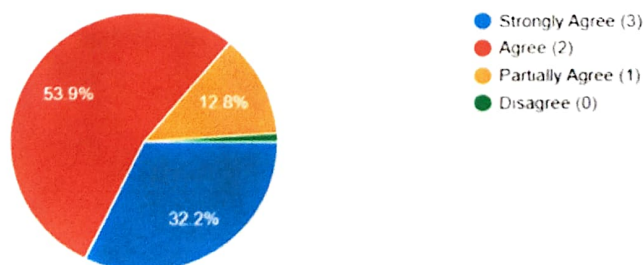
182 responses



20. 53.9% students 'agreed' that the campus has adequate power supply, 32.2% 'strongly agreed', 12.8% 'partially agreed' and 1.1% 'disagreed'.

20. The campus has adequate power supply.

180 responses



(Handwritten signature)
Principal
Sonari College
Sonari



Estd. 1970

OFFICE OF THE PRINCIPAL
SONARI COLLEGE

P.O.: Sonari, Dist.: Charaideo (Assam)
PIN 785690

e-mail: principalsonaricollege@gmail.com
Phone No .03772 256515(O)

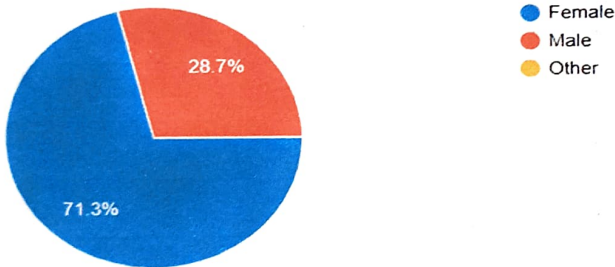
Ref. No.

Date..... 10-07-2023

Students' Feedback Analysis (2022-23)

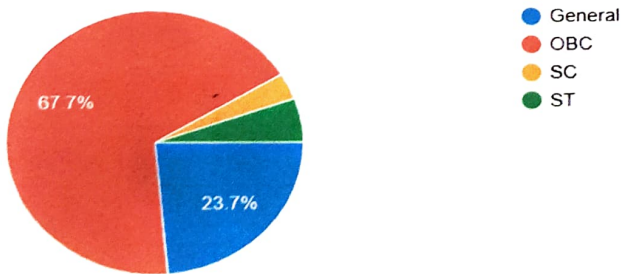
Total responses: 93

Gender



Out of the 93 students, 71.3% students are female and 28.7% are male.

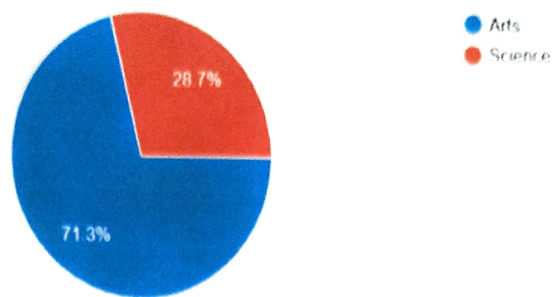
Caste



67.7% are 'OBC', 23.7% are General, 5.1% students are 'SC'. 3.5% students are 'ST'

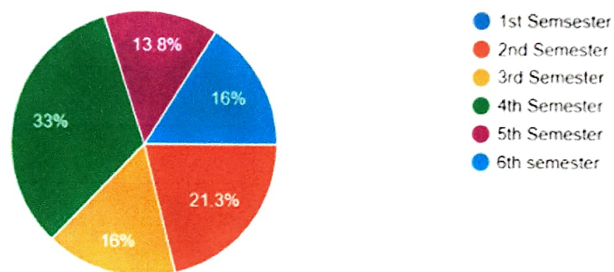
[Handwritten Signature]
Principal
Sonari College
Sonari

Stream



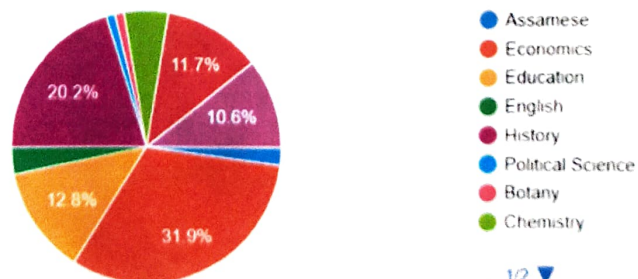
71.3% students are from Arts Stream and 28.7% are from Science Stream.

Semester



16% students are from 1st Semester, 21% students are from 2nd Semester, 16% students are from 3rd Semester, 33% students are from 4th Semester, 13.8% students are from 5th semester.

Department

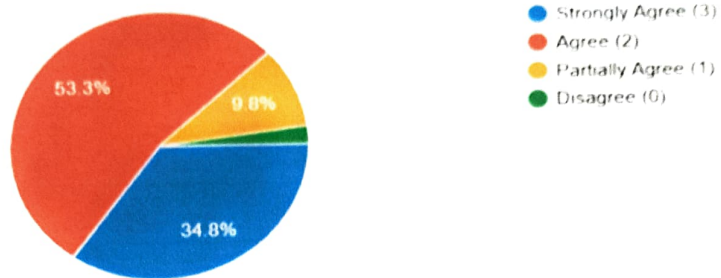


1/2 ▼

[Handwritten Signature]
Principal
Sonari College
Sonari

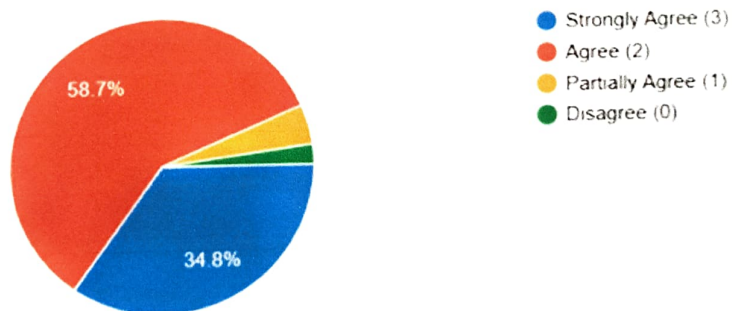
20.2% students are from History department, 31.9% are from Economics department, 12.8% are from Education department and the rest 35.1% are from Assamese, Political science, English, Chemistry, Botany, Zoology, Physics and Maths departments.

1. Teachers completed the syllabus in time



34.8% students strongly agree that teachers completed the syllabus on time, 53.3% students agree that teachers completed the syllabus on time, 9.8% partially agree that teachers completed the syllabus on time.

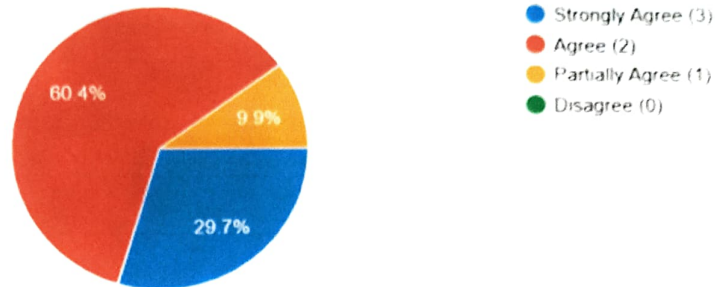
2. Teachers communicate clearly and inspire students by his/her teaching



34.8% students strongly agree that teachers communicate clearly and inspire students by his/her teaching and 58.7% agree that teachers communicate clearly and inspire students by his/her teaching.

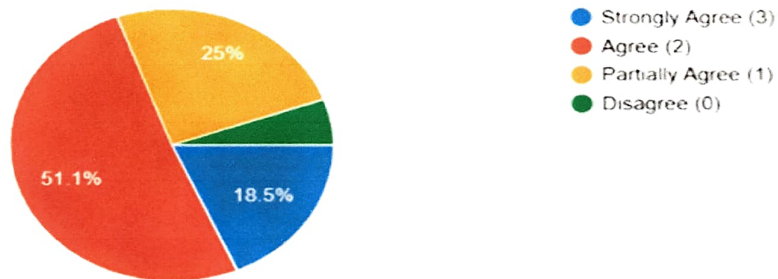

Principal
Sonari College
Sonari

3. Teachers encourage participation and discussion in class



29.7% students strongly agree that teachers encourage participation and discussion in class, 60.4% students agree that teachers encourage participation and discussion in class and 9.9% partially students strongly agree that teachers encourage participation and discussion in class.

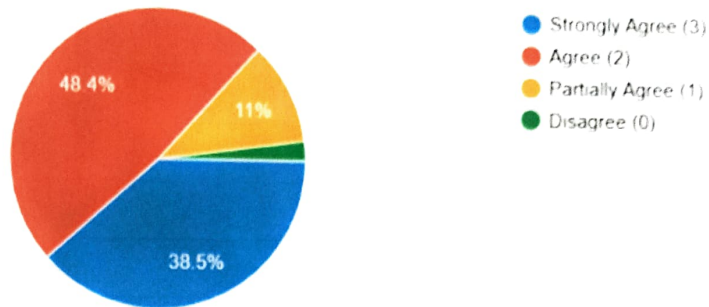
4. Teachers use modern teaching aids, handouts, suitable references, PowerPoint presentation, web resources etc.



18.5% students agree that teachers use modern teaching aids, handouts, suitable references, power point presentation, web resources, etc. While, 51.1% students agree that teachers use modern teaching aids, handouts, suitable references, power point presentation, web resources, etc. and 25% students partially agree that teachers use modern teaching aids, handouts, suitable references, power point presentation, web resources, etc.

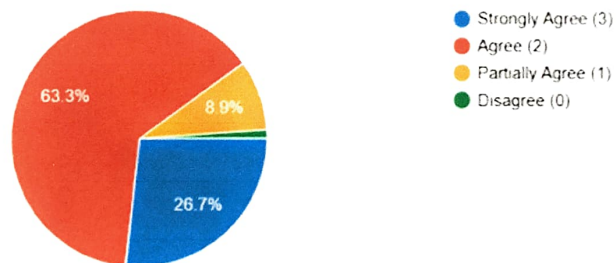
[Handwritten Signature]
Principal
Sonari College
Sonari

5. Teachers attitude towards students are helpful and friendly



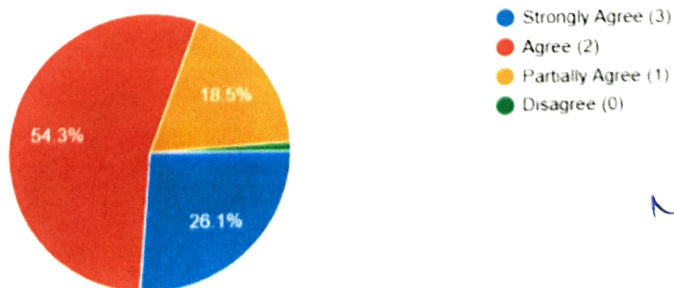
38.5% students strongly agree that teachers attitude towards students are helpful and friendly, 48.4% students agree that teachers attitude towards students are helpful and friendly and 11% students strongly agree that teachers attitude towards students are helpful and friendly.

6. The evaluation process is fair and unbiased.



26.7% strongly agree that the evaluation process is fair and unbiased, 63.3% students agree that the evaluation process is fair and unbiased and 8.9% students partially agree that the evaluation process is fair and unbiased.

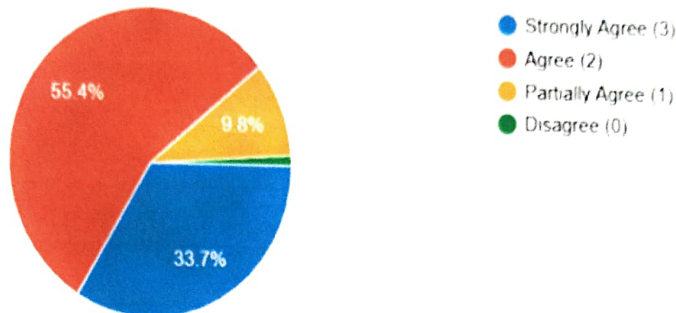
7. Regular and timely feedback is given on student's performance.



Handwritten signature
Principal
Sonari College
Sonari

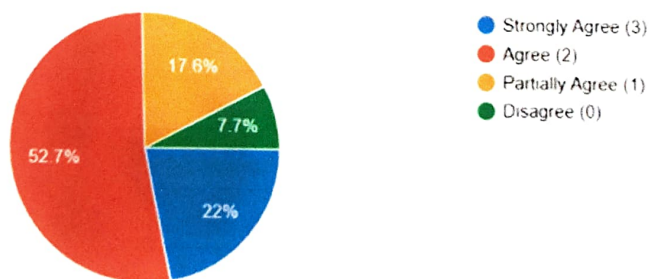
26.1% students strongly agree that regular and timely feedback is given on students performance, 54.3% students agree that regular and timely feedback is given on students performance and 18.5% students partially agree that regular and timely feedback is given on students performance.

8. Results and attendance records are displayed on time



33.7% students strongly agree that results and attendance records are displayed on time, 55.4% students agree that results and attendance records are displayed on time and 9.8% students partially agree that results and attendance records are displayed on time.

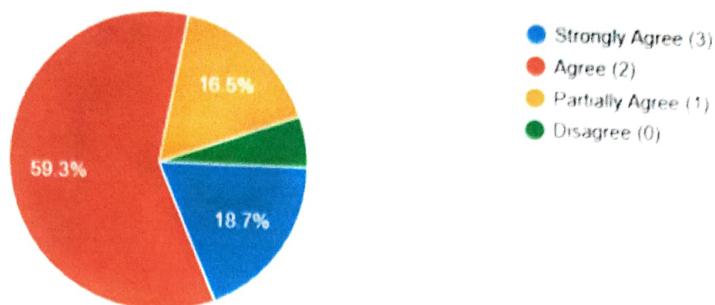
9. The prescribed books/reading materials are available in the library



22% students strongly agree that the prescribed books/reading materials are available in the library, 52.7% students agree that the prescribed books/reading materials are available in the library and 17.6% students partially agree that the prescribed books/reading materials are available in the library.

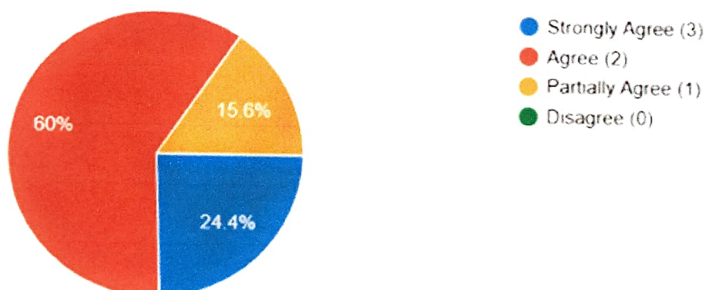

Principal
Sonari College
Sonari

10. College administration is supportive and fulfils the needs of students.



18.7% students strongly agree that the college administration is supportive and fulfils the needs of students, 59.3% students agree that the college administration is supportive and fulfils the needs of students and 16.5% students partially agree that the college administration is supportive and fulfils the needs of students.

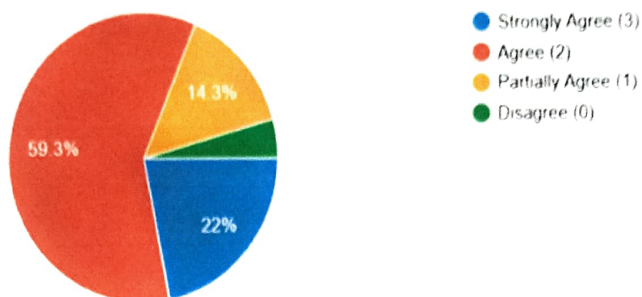
11. Reading space in library is satisfactory



24.4% students strongly agree that the reading space in library is satisfactory, 60% students agree that the reading space in library is satisfactory and 15.6% students partially agree that the reading space in library is satisfactory.

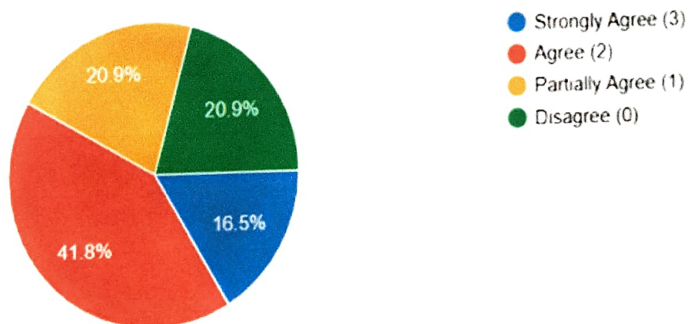
Navin
Principal
Sonari College
Sonari

12. The library staff is cooperative and helpful.



22% students strongly agree that the library staff is cooperative and helpful, 59.3% students agree that the library staff is cooperative and helpful and 14.3% students partially agree that the library staff is cooperative and helpful.

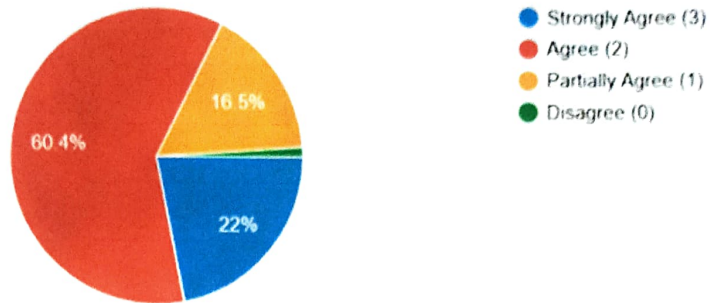
13. Internet facilities are available in the campus



16.5% students strongly agree that internet facilities are available in the campus, 41.8% students agree that internet facilities are available in the campus and 20.9% students partially agree that internet facilities are available in the campus.

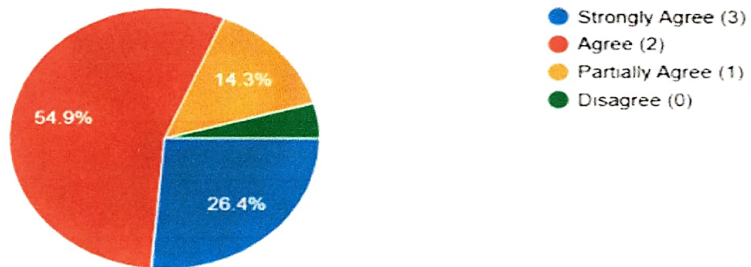
[Handwritten Signature]
Principal
Sonari College
Sonari

14. The office staff of the college is helpful.



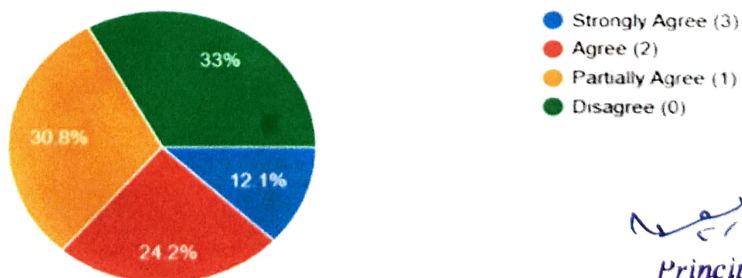
According to 22% students strongly agree that the office staff of the college is helpful, 60.4% agree that the office staff of the college is helpful and 16.5% students the office staff of the college is helpful.

15. Clean drinking water is available in the campus.



Regarding availability of clean drinking water in the campus 26.4% strongly agreed, 54.9% agreed and 14.3% partially agreed.

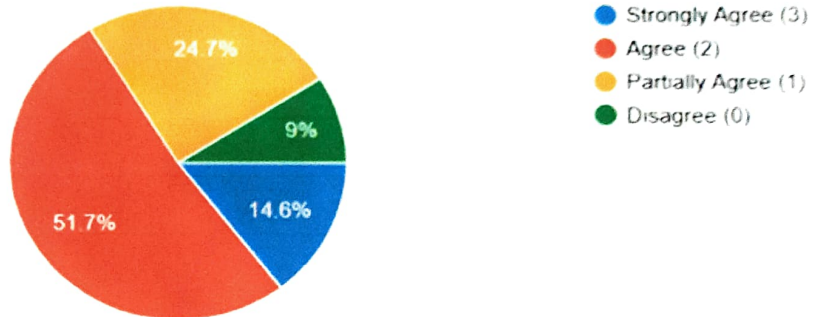
16. Toilet/Washrooms are hygienic and well-maintained.




Principal
Sonari College
Sonari


12.1% strongly agree that the toilet/washrooms are hygienic and well-maintained, 24.2% agree that the toilet/washrooms are hygienic and well-maintained, 30.8% partially agree that the toilet/washrooms are hygienic and well-maintained and 33% disagree that the toilet/washrooms are hygienic and well-maintained.

17. Grievances/problems are redressed/solved well in time.



Regarding grievances/problems redressing in time, 14.6% strongly agree that the problems are solved in time, 51.4% agree that the problems are solved in time and 24.7% partially agree that the problems are solved in time.

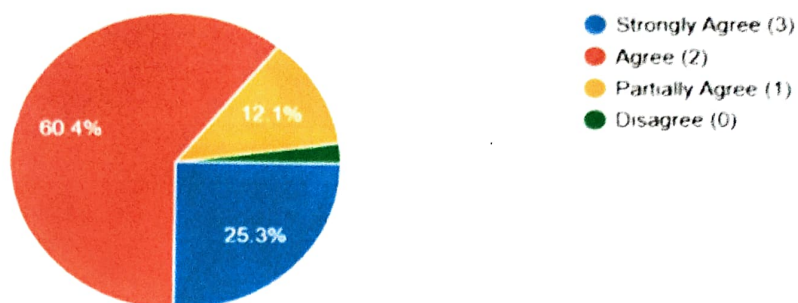
18. The campus is green and eco-friendly.



41.8% students strongly agreed and 52.7% students agree that the campus is green and eco-friendly.

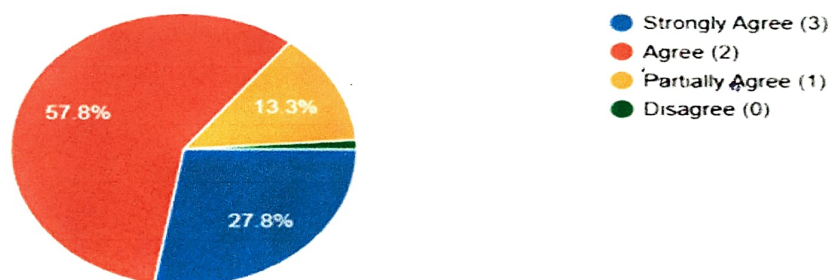
[Handwritten Signature]
Principal
Sonari College
Sonari

19. The classrooms are clean and well maintained.



25.3% students strongly agree that the classrooms are clean and well maintained, 60.4% students agree that the classrooms are clean and well maintained and 12.1% students partially agree that the classrooms are clean and well maintained.

20. The campus has adequate power supply.



27.8% students strongly agree that the campus has adequate power supply, 57.8% students agree that the campus has adequate power supply and 13.3% students partially agree that the campus has adequate power supply.


Principal
Sonari College
Sonari



Estd. 1970

OFFICE OF THE PRINCIPAL
SONARI COLLEGE

P.O.: Sonari, Dist.: Charaideo (Assam)
PIN 785690

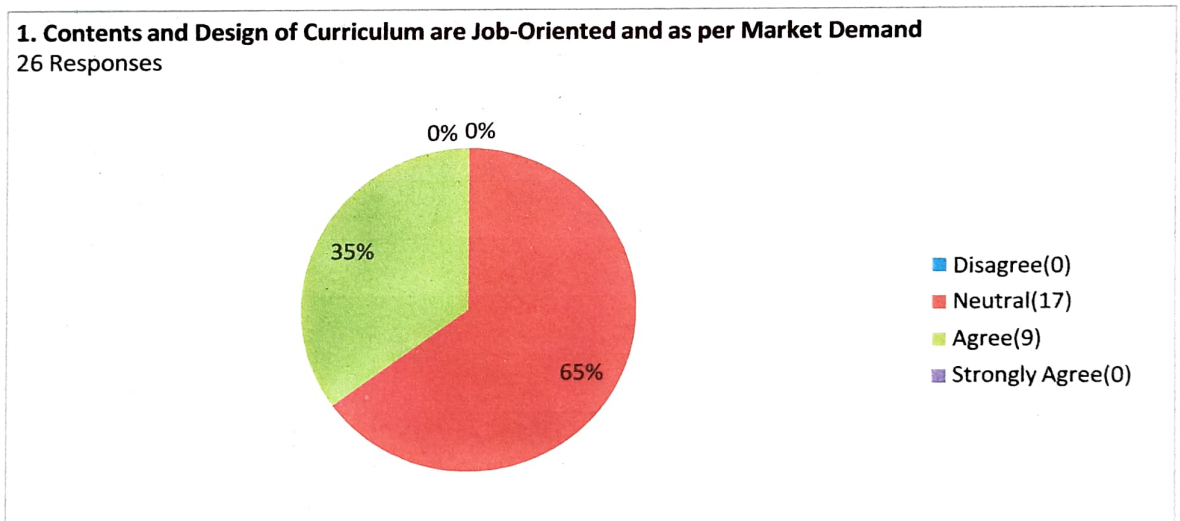
e-mail:principalsonaricollege@gmail.com
Phone No .03772 256515(O)

Ref. No.

Date... 28-3-19

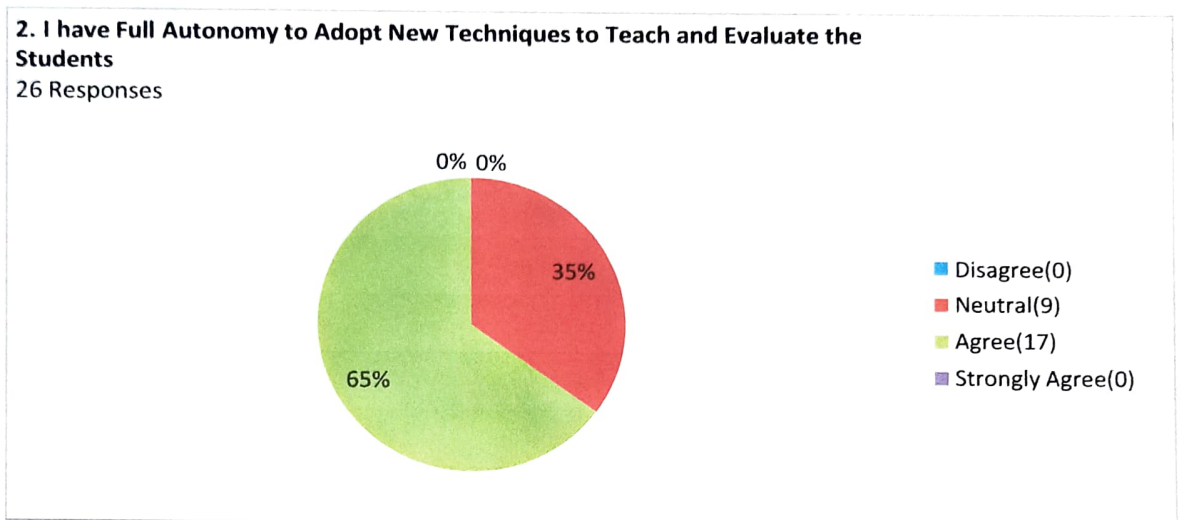
Teacher's Feedback Analysis (2018-2019):

1. Regarding Contents and Design of Curriculum 65% teachers remained Neutral. 35% teachers Agreed.

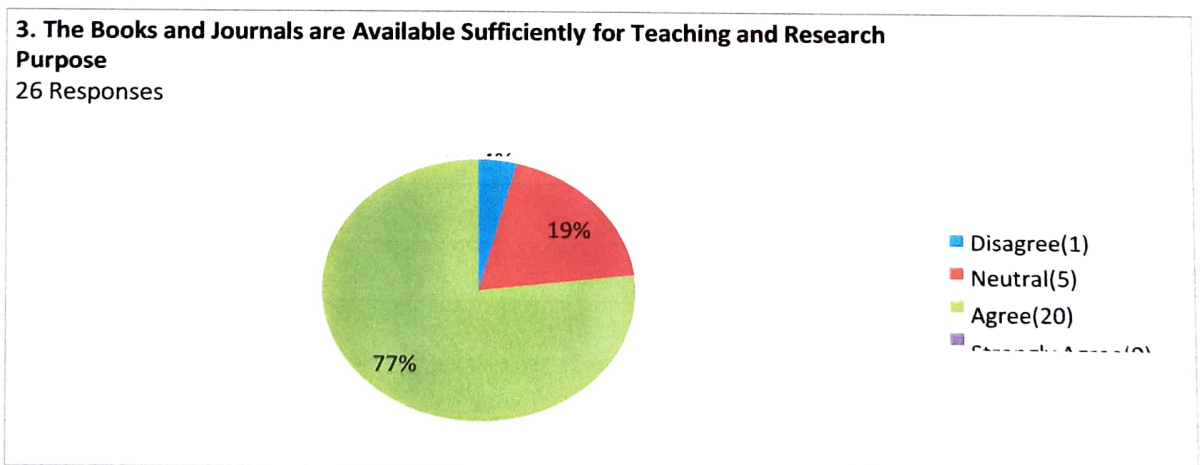


[Handwritten Signature]
Principal
Sonari College
Sonari

2. Regarding Full Autonomy to Adopt New Techniques 65% teachers Agreed. 35% remained Neutral.



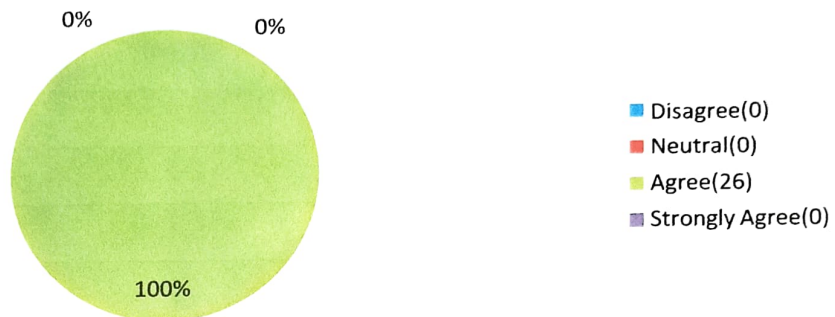
3. Regarding Availability of Books and Journals 77% teachers Agreed. 19% remained Neutral. 4% teachers Disagreed.




Principal
Sonari College
Sonari

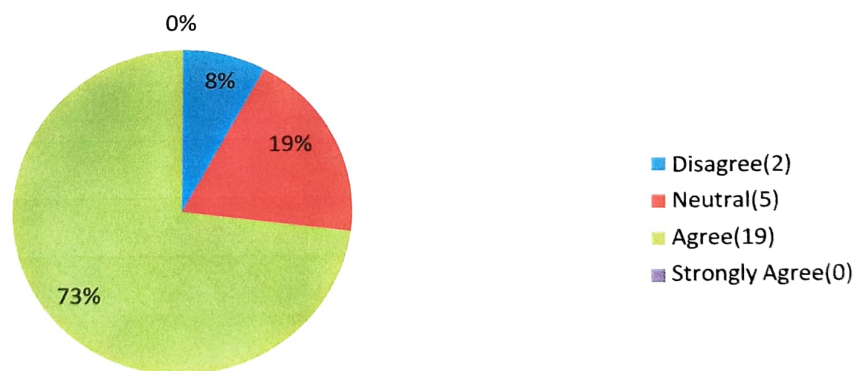
4. Regarding Overall Environment of the College and Support of the Principal 100% teachers Agreed.

4. The Overall Environment of the College and Support of the Principal are Conducive to Teaching and Research
26 Responses



5. Regarding Infrastructural Facilities in the College 73% teachers Agreed. 19% remained Neutral and 8% Disagreed.

5. Infrastructural Facilities are Adequate in the College
26 Responses




(Handwritten Signature)
Principal
Sonari College
Sonari

6. 96% teachers Agreed that Students are Disciplined, Cooperative and Respectful towards the Teachers. 4% remained Neutral.

6. Students are Disciplined, Cooperative and Respect the Teachers

26 Responses

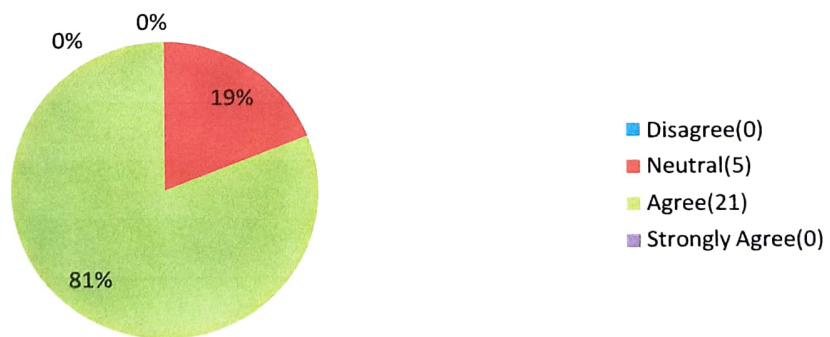


7. Regarding Cleanliness and Maintenance of Departments, Toilets, Playground, Classrooms and Library 81% teachers Agreed. 19% remained Neutral.

7. Departments, Toilets, Playground, Classrooms and Library are Clean and Well

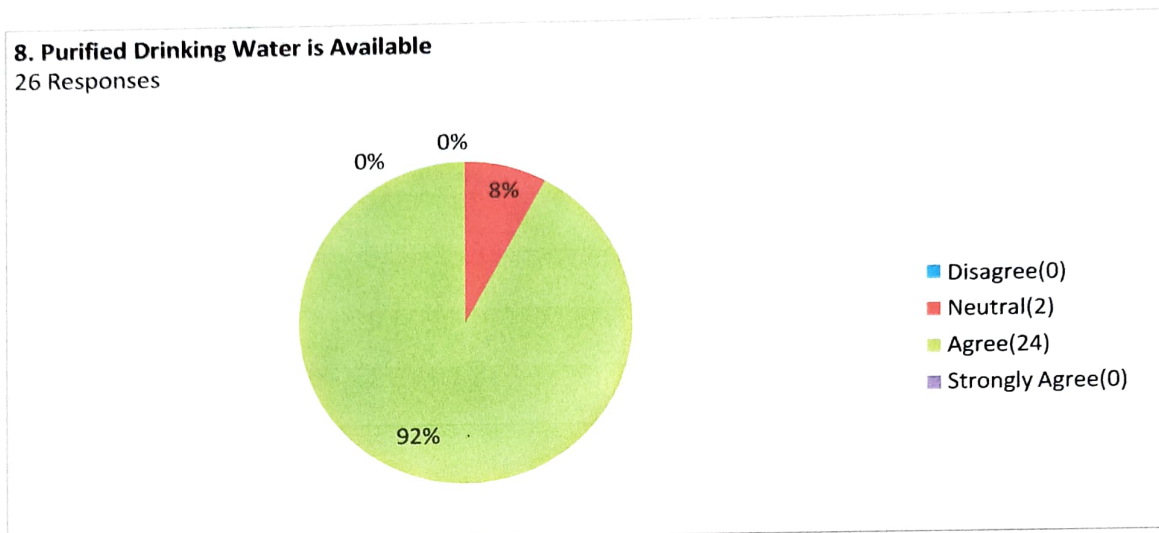
Maintained

26 Responses

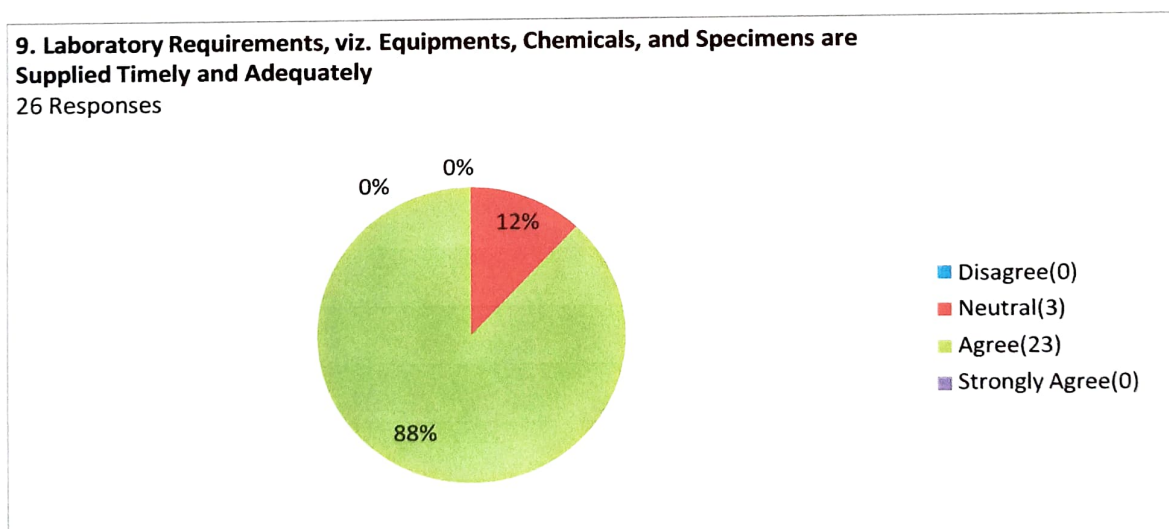


[Handwritten Signature]
Principal
Sonari College
Sonari

8. 92% teachers Agreed that Purified Drinking Water is Available. 8% teachers remained Neutral.

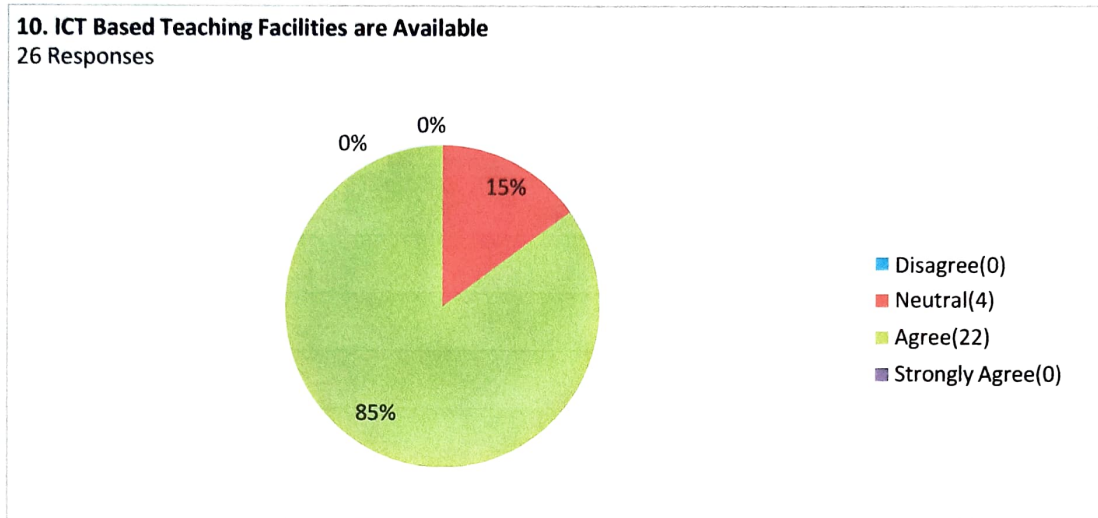


9. Regarding timely and Adequate Supply of Laboratory Equipments 88% teachers Agreed. 12% remained Neutral.

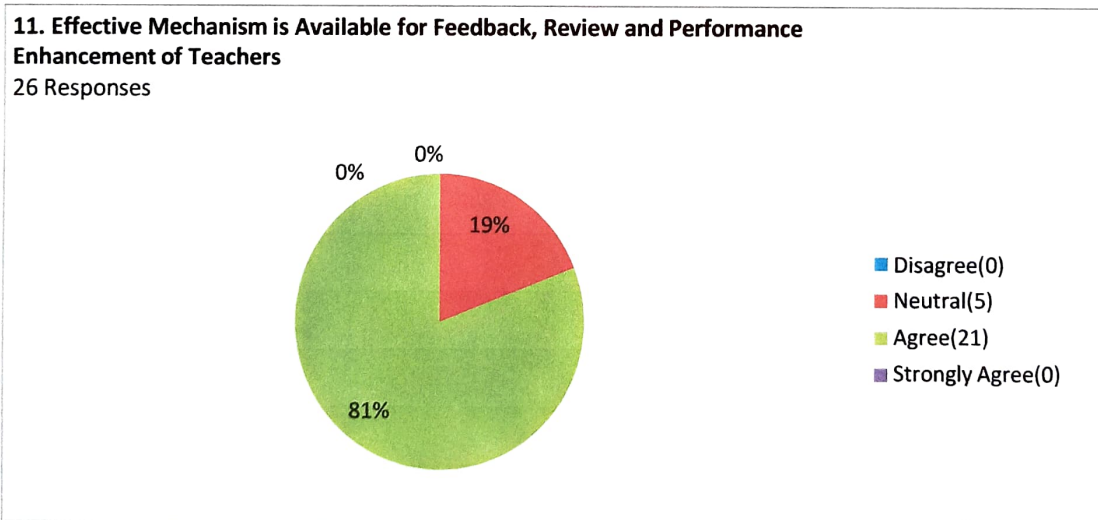


[Handwritten Signature]
Principal
Sonari College
Sonari

10. 85% teachers agreed that ICT Based Teaching Facilities are Available. 15% remained Neutral.

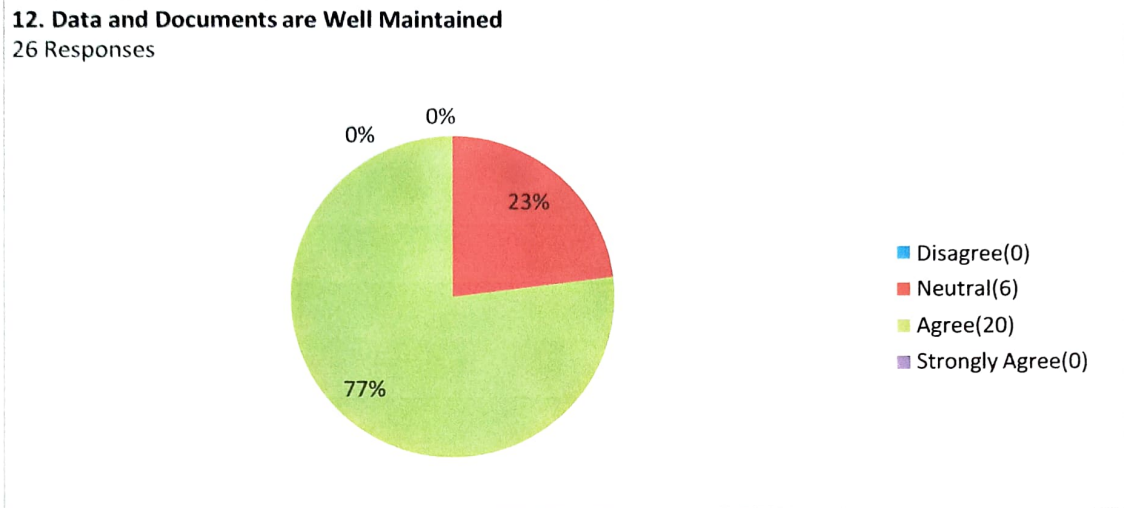


11. 81% teachers agreed that Effective Mechanism is Available for Feedback, Review and Performance Enhancement of Teachers. 19% teachers remained Neutral.

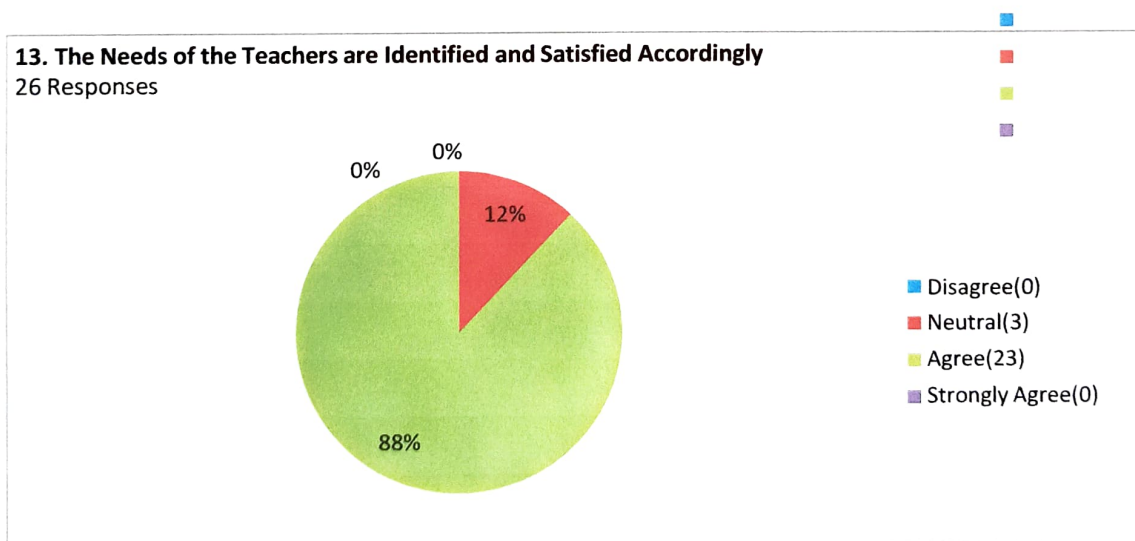


[Handwritten Signature]
Principal
Sonari College
Sonari

12. Regarding Maintenance of Data and Document 77% teachers Agreed. 23% remained Neutral.

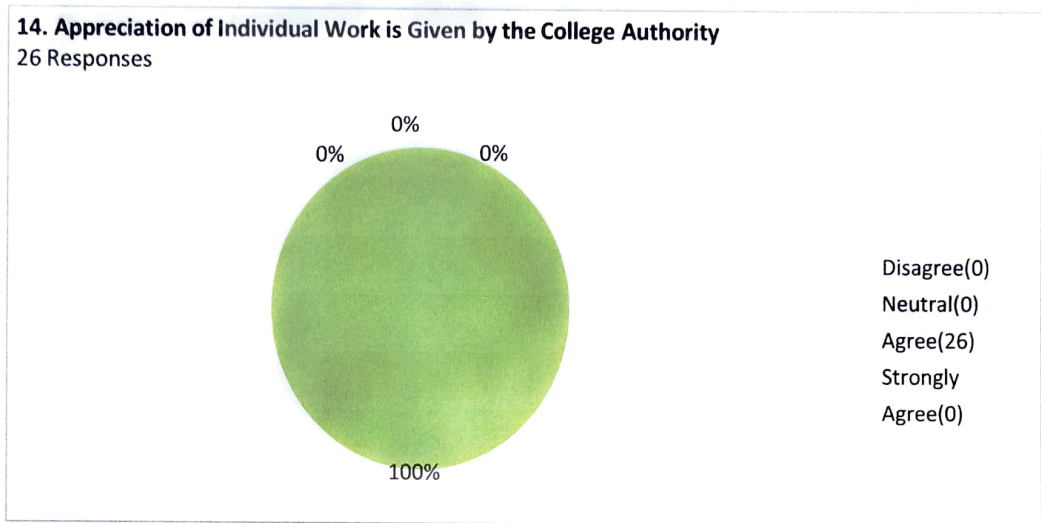


13. 88% teachers Agreed that the Needs of the Teachers are Identified and Satisfied Accordingly. 12% teachers remained Neutral.



[Handwritten Signature]
Principal
Sonari College
Sonari

14. 100% teachers Agreed that College Authority Appreciates Individual Work.



[Handwritten Signature]
Principal
Sonari College
Sonari



Estd. 1970

OFFICE OF THE PRINCIPAL SONARI COLLEGE

P.O.: Sonari, Dist.: Charaideo (Assam)
PIN 785690

e-mail:principalsonaricollege@gmail.com
Phone No .03772 256515(O)

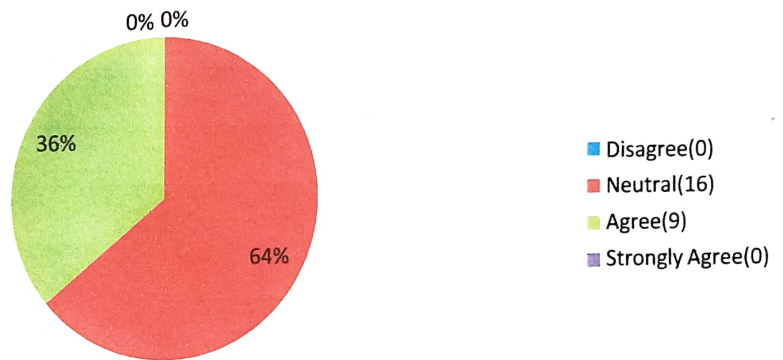
Ref. No.

Date 23/04/2020

Teacher's Feedback Analysis (2019-2020):

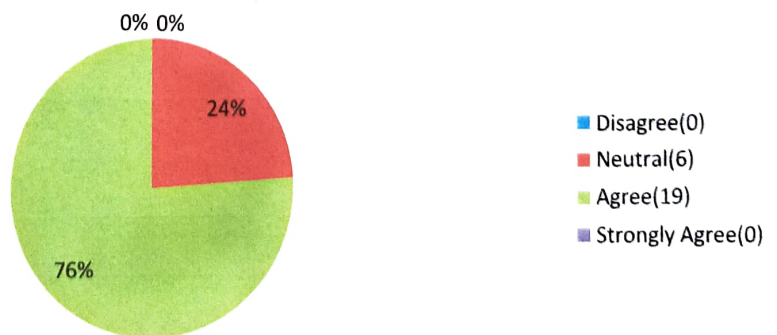
1. Regarding Contents and Design of Curriculum 64% teachers remained Neutral. 36% teachers Agreed.

1. Contents and Design of Curriculum are Job-Oriented and as per Market Demand
25 Responses



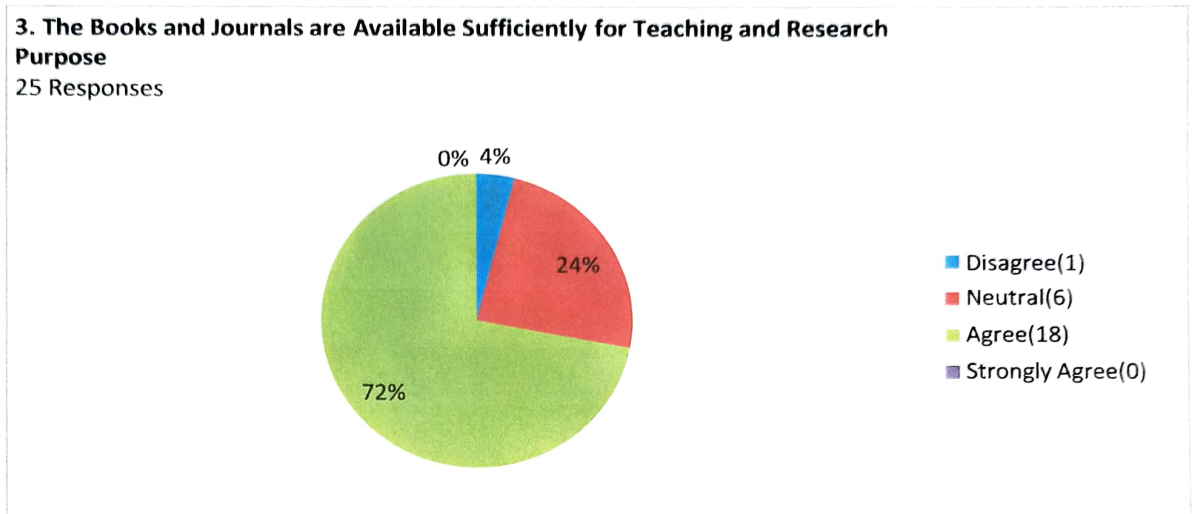
2. Regarding Full Autonomy to Adopt New Techniques 76% teachers Agreed. 24% remained Neutral.

2. I have Full Autonomy to Adopt New Techniques to Teach and Evaluate the Students
25 Responses

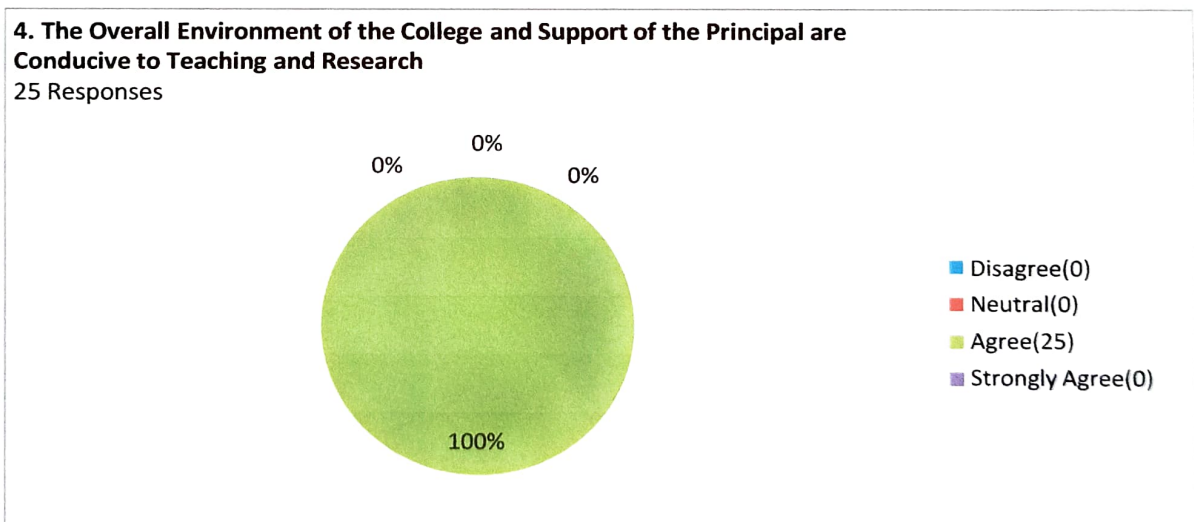


[Signature]
Principal
Sonari College
Sonari

3. Regarding Availability of Books and Journals 72% teachers Agreed. 24% remained Neutral. 4% teachers Disagreed.

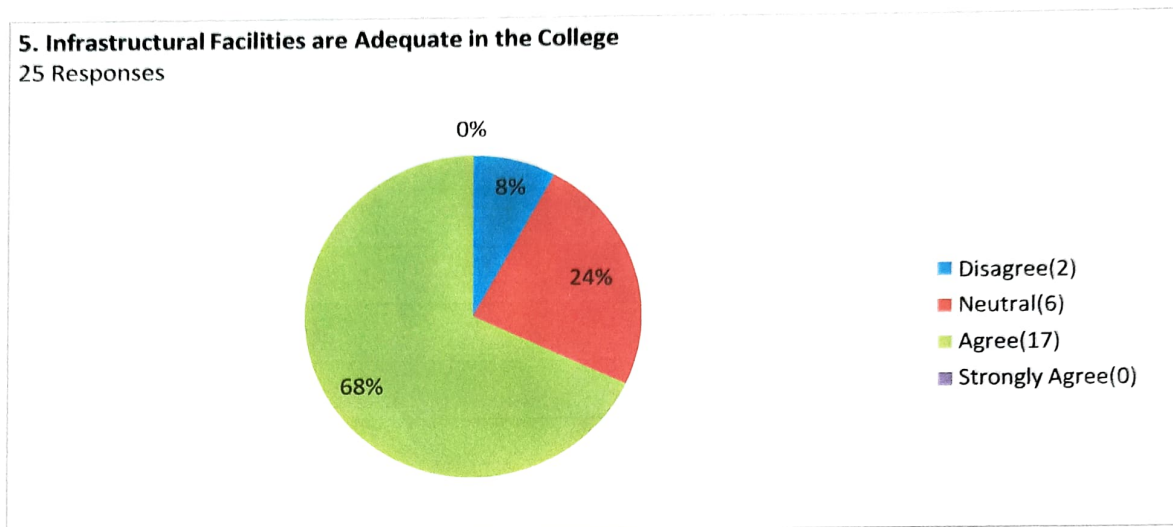


4. Regarding Overall Environment of the College and Support of the Principal 100% teachers Agreed.

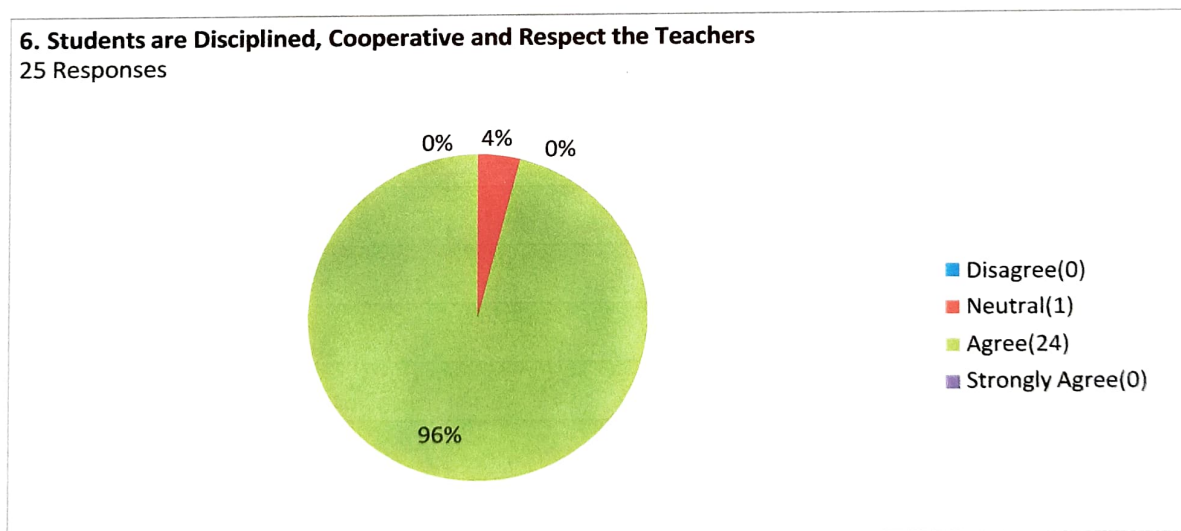


[Signature]
Principal
Sonari College
Sonari

5. Regarding Infrastructural Facilities in the College 68% teachers Agreed. 24% remained Neutral and 8% Disagreed.

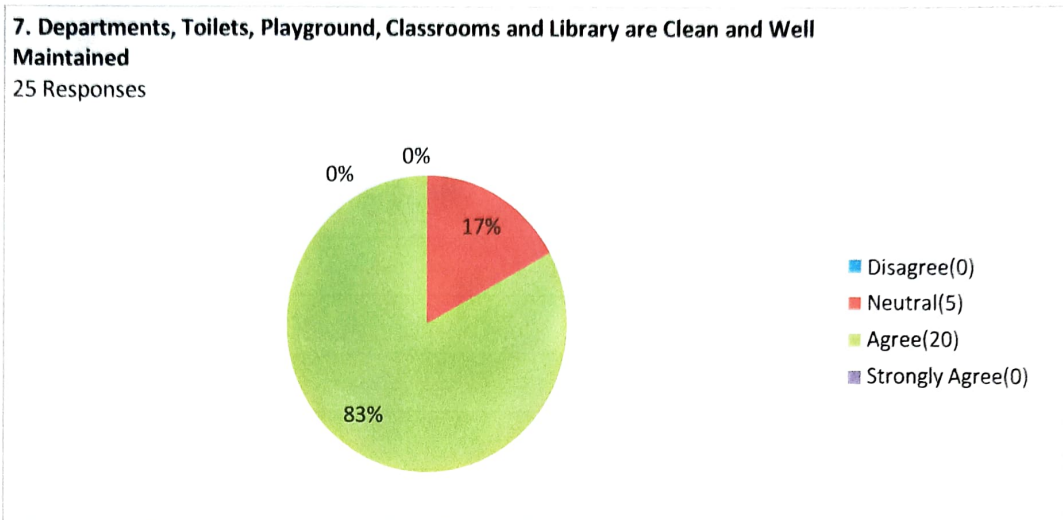


6. 96% teachers Agreed that Students are Disciplined, Cooperative and Respectful towards the Teachers. 4% remained Neutral.

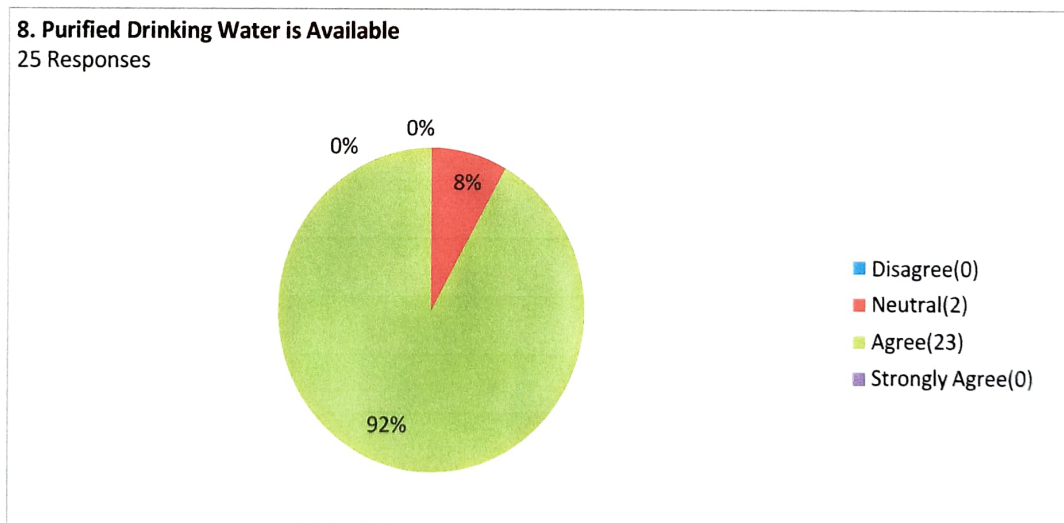


(Signature)
Principal
Sonari College
Sonari

7. Regarding Cleanliness and Maintenance of Departments, Toilets, Playground, Classrooms and Library 83% teachers Agreed. 17% remained Neutral.

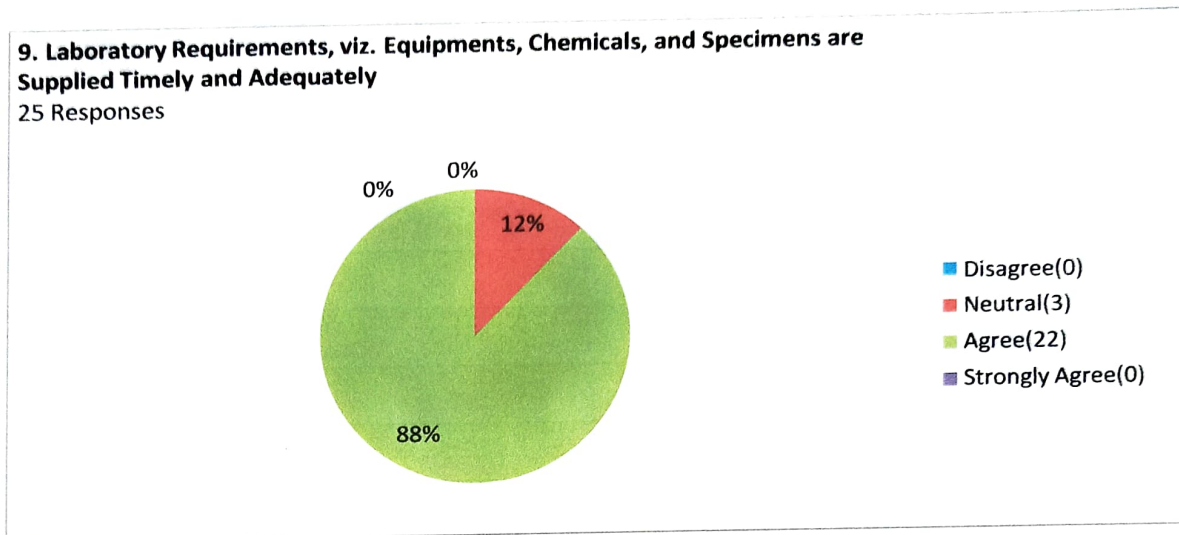


8. 92% teachers Agreed that Purified Drinking Water is Available. 8% teachers remained Neutral.

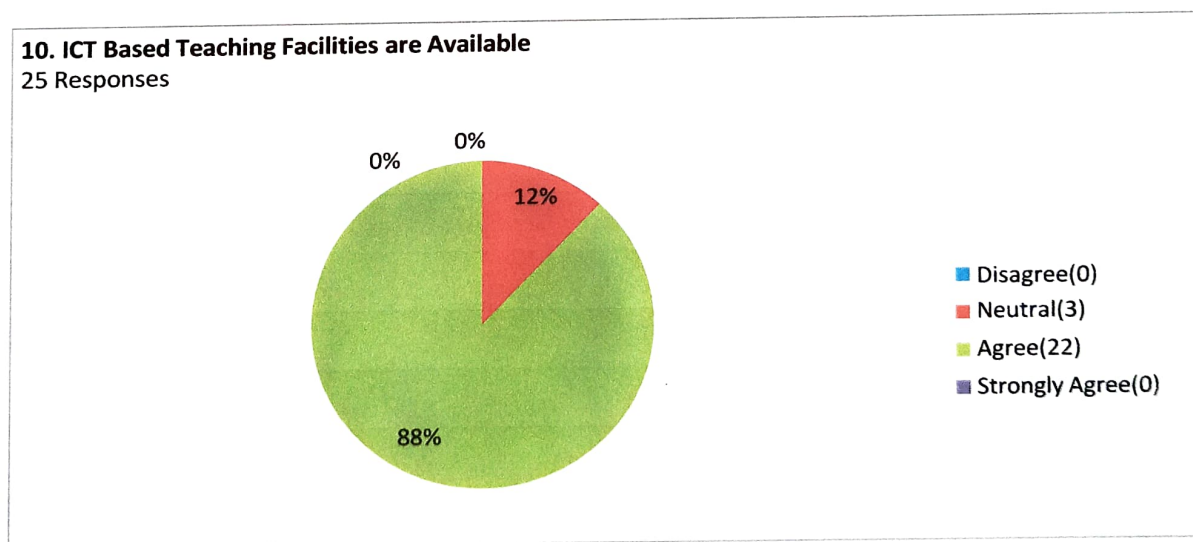


[Handwritten Signature]
Principal
Sonari College
Sonari

9. Regarding Timely and Adequate Supply of Laboratory Equipments 88% teachers Agreed. 12% remained Neutral.

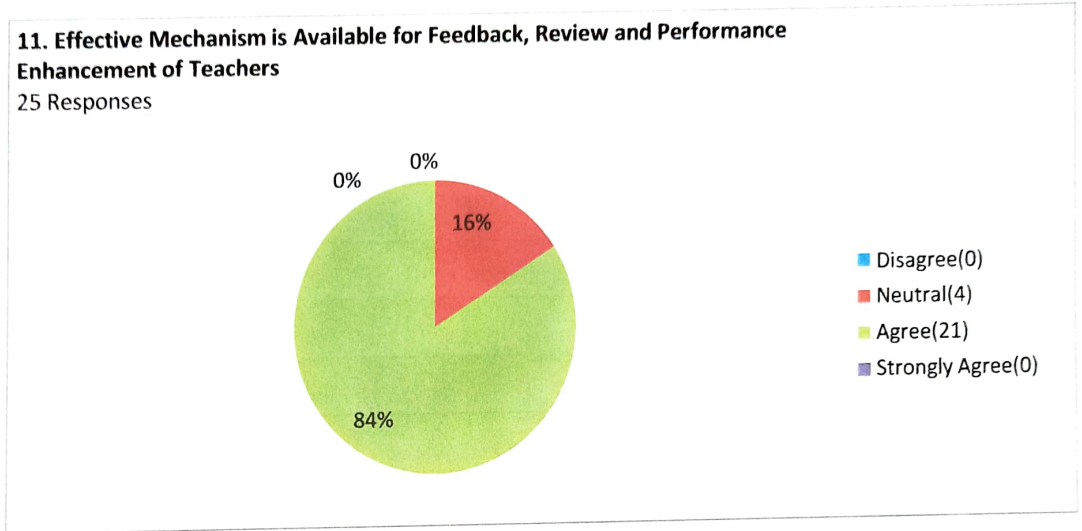


10. 88% teachers Agreed that ICT Based Teaching Facilities are Available. 12% remained Neutral.

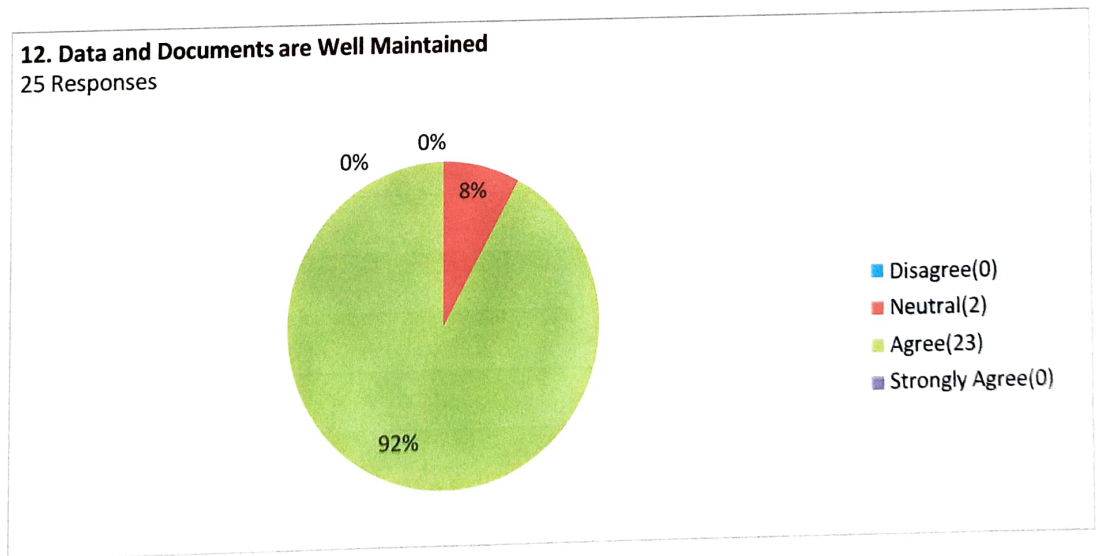


(Signature)
Principal
Sonari College
Sonari

11. 84% teachers Agreed that Effective Mechanism is Available for Feedback, Review and Performance Enhancement of Teachers. 16% teachers remained Neutral.




12. Regarding Maintenance of Data and Document 92% teachers Agreed. 8% remained Neutral.



[Handwritten Signature]
Principal
Sonari College
Sonari

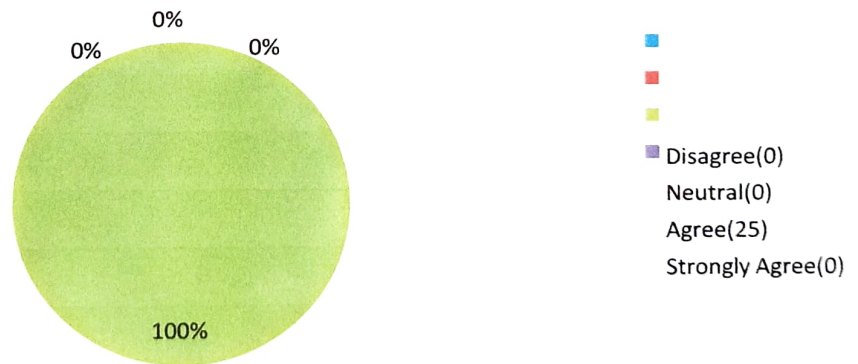
13. 92% teachers Agreed that the Needs of the Teachers are Identified and Satisfied Accordingly. 8% teachers remained Neutral.

13. The Needs of the Teachers are Identified and Satisfied Accordingly
25 Responses



14. 100% teachers Agreed that College Authority Appreciates Individual Work.

14. Appreciation of Individual Work is Given by the College Authority
25 Responses



Principal
Principal
Sonari College
Sonari



OFFICE OF THE PRINCIPAL
SONARI COLLEGE

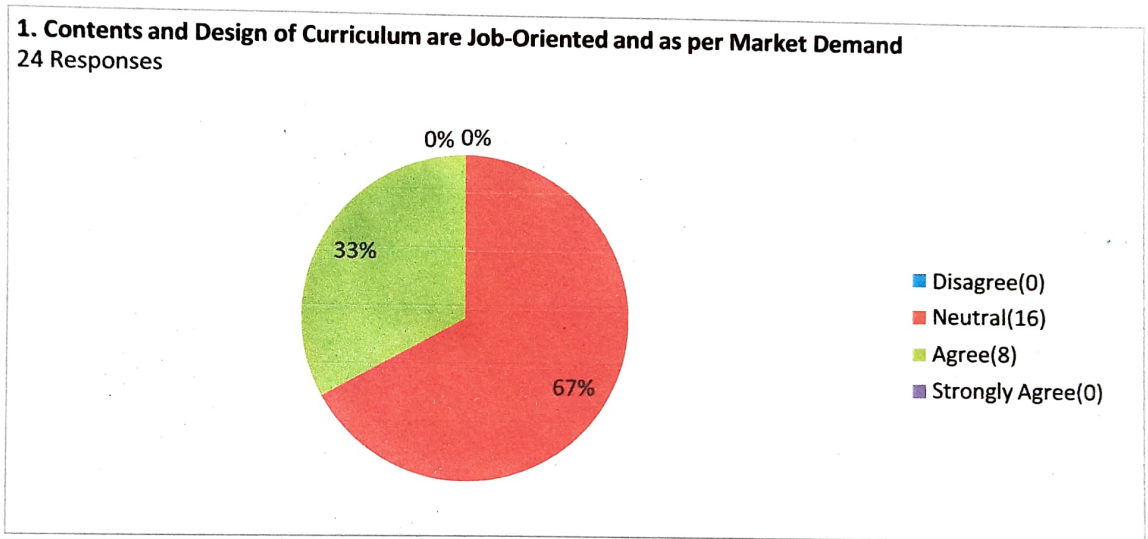
P.O.: Sonari, Dist.: Charaideo (Assam)
PIN 785690
e-mail: principalsonaricollege@gmail.com
Phone No .03772 256515(O)

Ref. No.

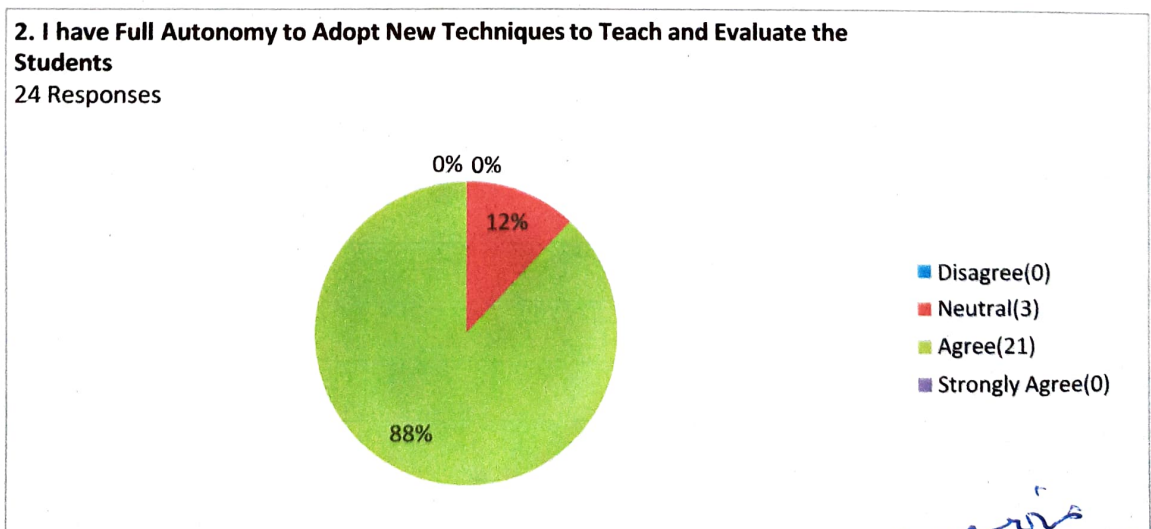
Date. 24-04-20

Teacher's Feedback Analysis (2020-2021):

1. Regarding Contents and Design of Curriculum 67% teachers remained Neutral. 33% teachers Agreed.

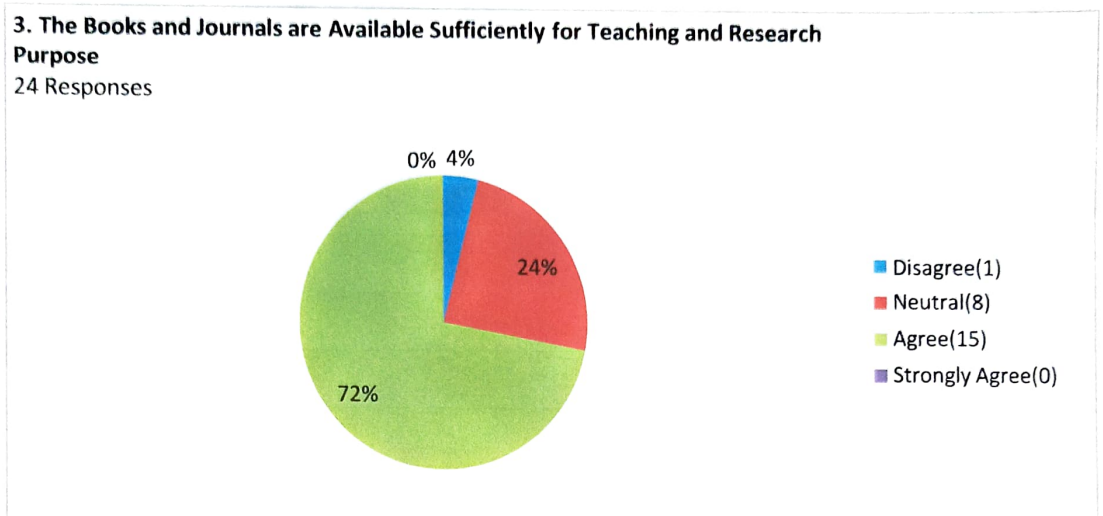


2. Regarding Full Autonomy to Adopt New Techniques 88% teachers Agreed. 12% remained Neutral.

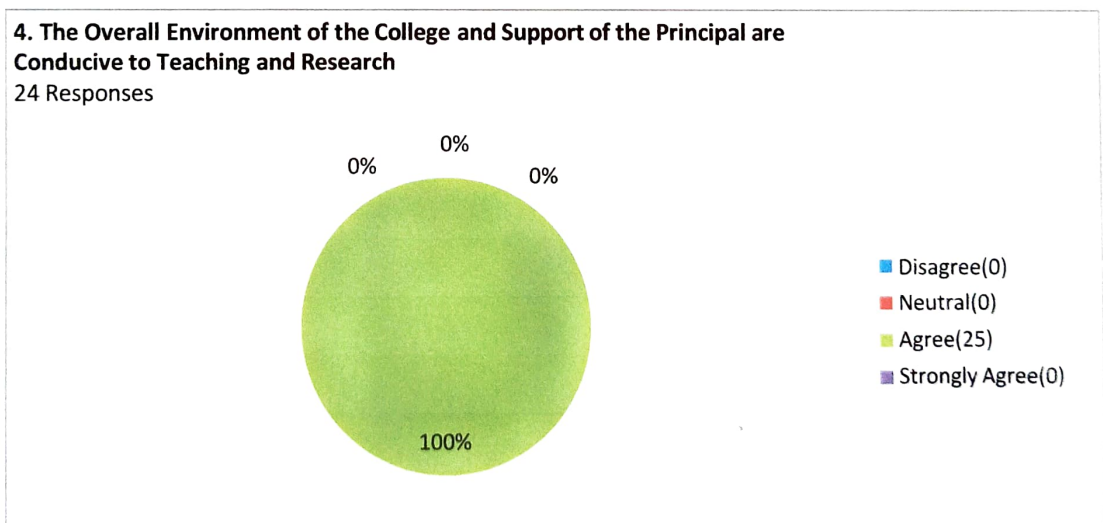


[Signature]
Principal
Sonari College
Sonari

3. Regarding Availability of Books and Journals 72% teachers Agreed. 24% remained Neutral. 4% teachers Disagreed.

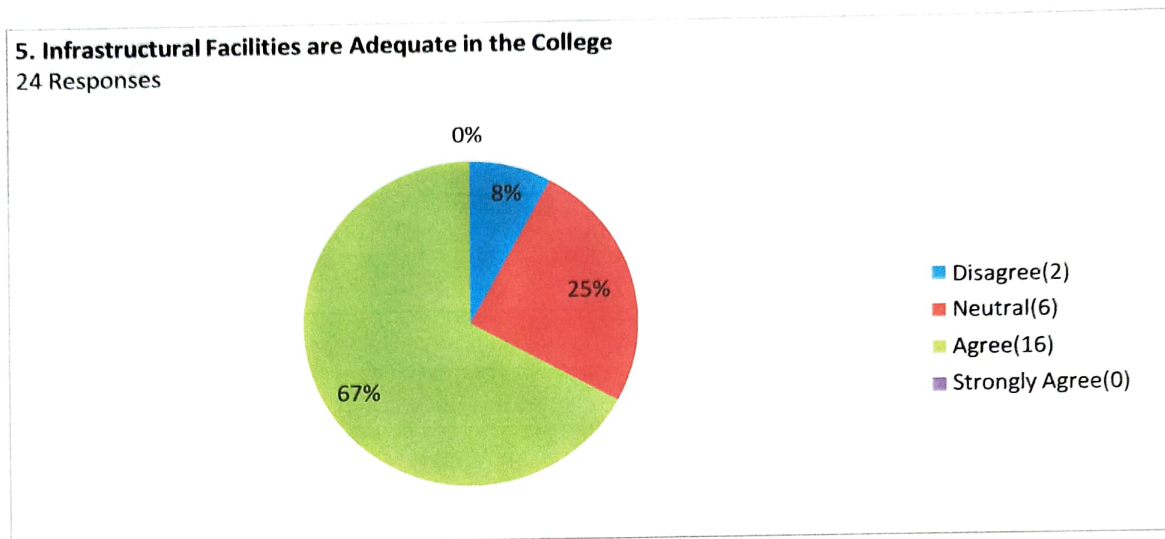


4. Regarding Overall Environment of the College and Support of the Principal 100% teachers Agreed.

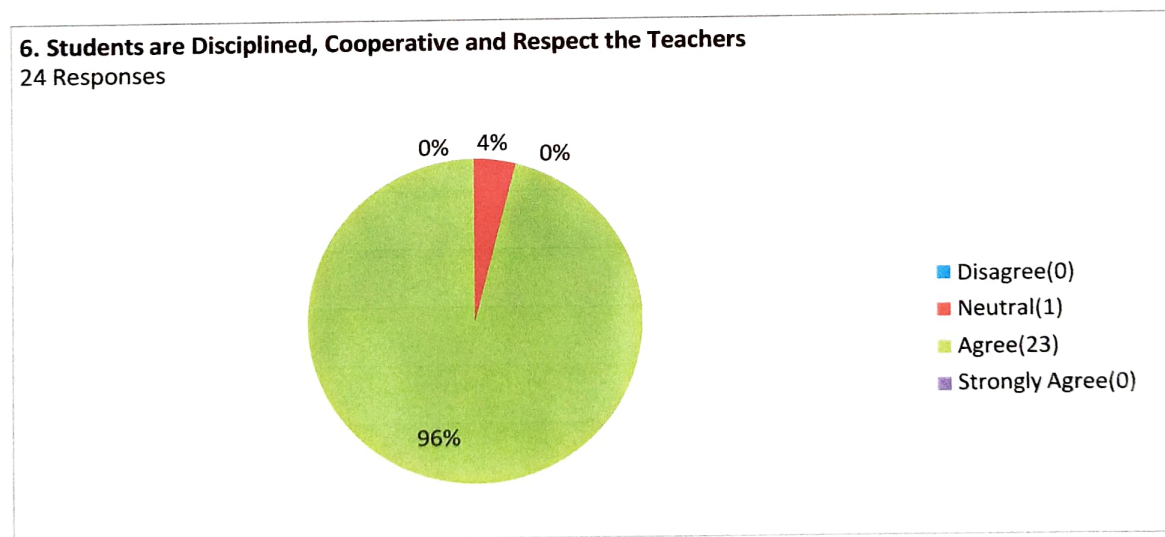


[Signature]
Principal
Sonari College
Sonari

5. Regarding Infrastructural Facilities in the College 67% teachers Agreed. 25% remained Neutral and 8% Disagreed.

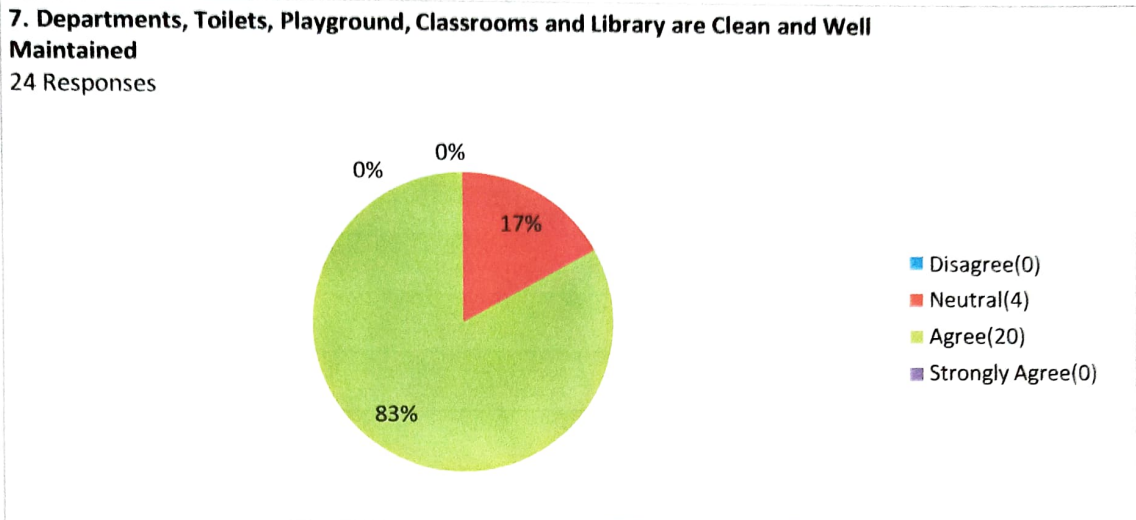


6. 96% teachers Agreed that Students are Disciplined, Cooperative and Respectful towards the Teachers. 4% remained Neutral.

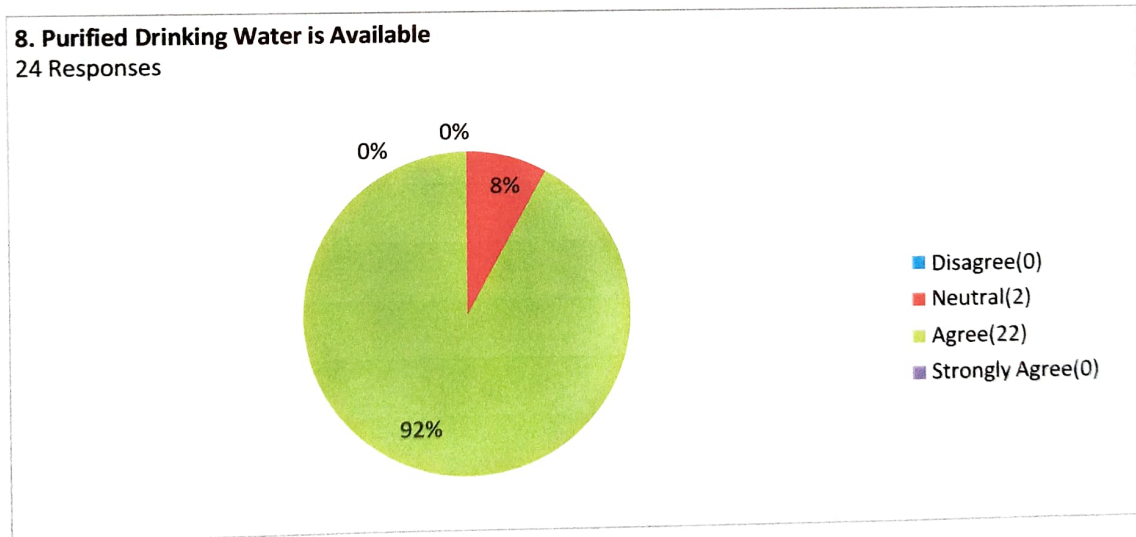


[Handwritten Signature]
Principal
Sonari College
Sonari

7. Regarding Cleanliness and Maintenance of Departments, Toilets, Playground, Classrooms and Library 83% teachers Agreed. 17% remained Neutral.

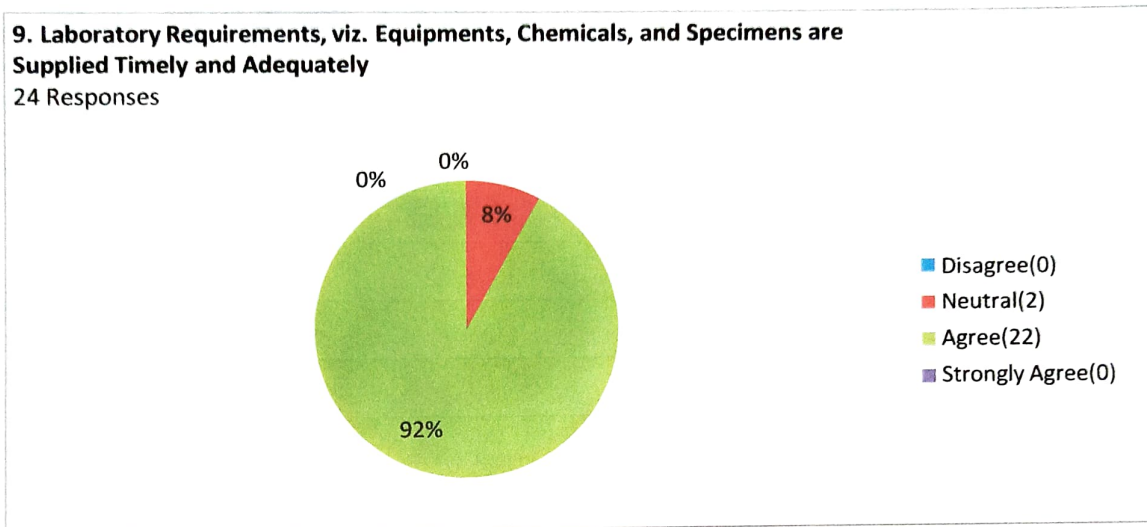


8. 92% teachers Agreed that Purified Drinking Water is Available. 8% teachers remained Neutral.

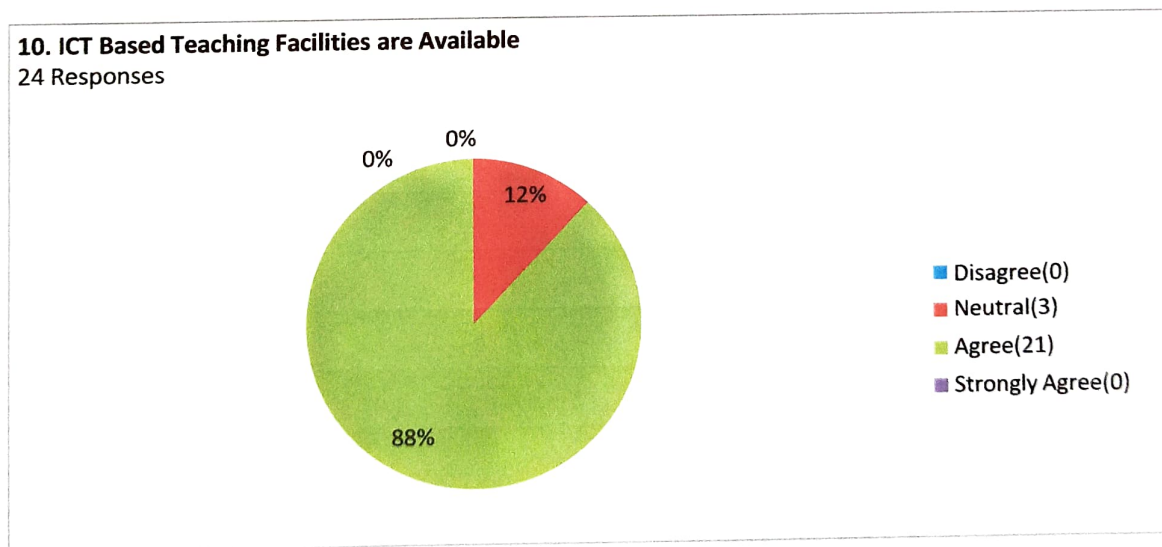


[Handwritten Signature]
Principal
Sonari College
Sonari

9. Regarding Timely and Adequate Supply of Laboratory Equipments 92% teachers Agreed. 8% remained Neutral.

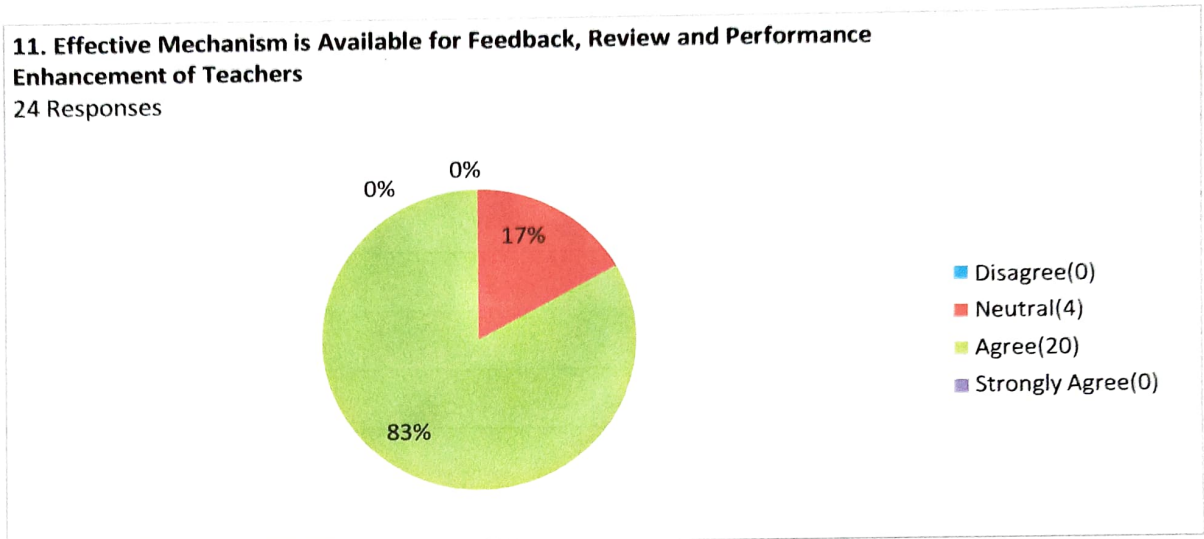


10. 88% teachers Agreed that ICT Based Teaching Facilities are Available. 12% remained Neutral.

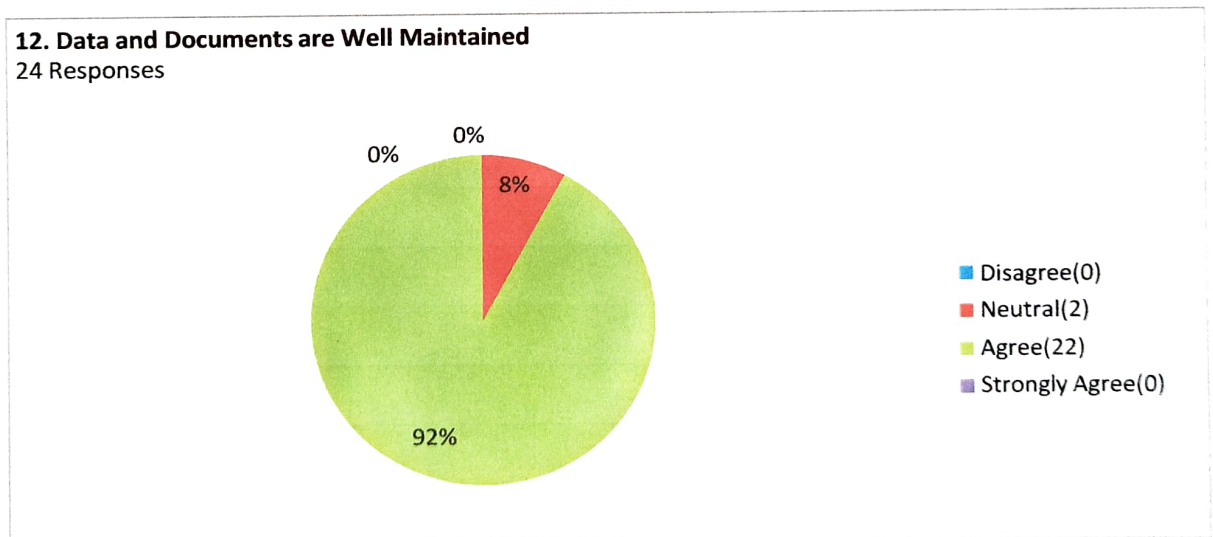


[Handwritten Signature]
Principal
Sonari College
Sonari

11. 83% teachers Agreed that Effective Mechanism is Available for Feedback, Review and Performance Enhancement of Teachers. 17% teachers remained Neutral.



12. Regarding Maintenance of Data and Document 92% teachers Agreed. 8% remained Neutral.




13. 88% teachers Agreed that the Needs of the Teachers are Identified and Satisfied Accordingly. 12% teachers remained Neutral.

(Handwritten Signature)
Principal
Sonari College
Sonari

13. The Needs of the Teachers are Identified and Satisfied Accordingly


24 Responses



14. 100% teachers Agreed that College Authority Appreciates Individual Work.

14. Appreciation of Individual Work is Given by the College Authority

24 Responses




Principal
Sonari College
Sonari



Estd. 1970

OFFICE OF THE PRINCIPAL SONARI COLLEGE

P.O.: Sonari, Dist.: Charaideo (Assam)
PIN 785690

e-mail:principalsonaricollege@gmail.com

Phone No .03772 256515(O)

Ref. No.

Date...26/04/23

Teachers' Feedback Analysis (2021-2022)

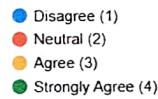
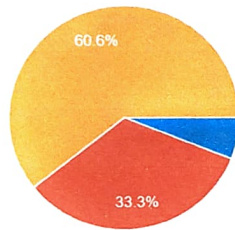
Total Responses: 33

1. Regarding contents and design of curriculum 60.6% teachers 'agreed', 33.3% responded 'neutral'. 1% teachers opted for 'disagree'.

1. Contents and design of curriculum are job-oriented and as per market demand

Copy

33 responses

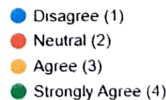
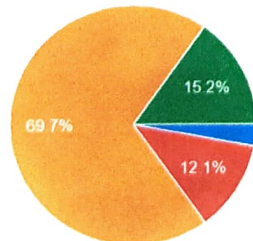


2. Regarding full autonomy to adopt new techniques, 69.7% teachers 'agreed', 15.2% 'strongly agreed', 12.1% remained 'neutral'. 3% opted for 'disagree'.

2. I have full autonomy to adopt new techniques to teach and evaluate the students

Copy

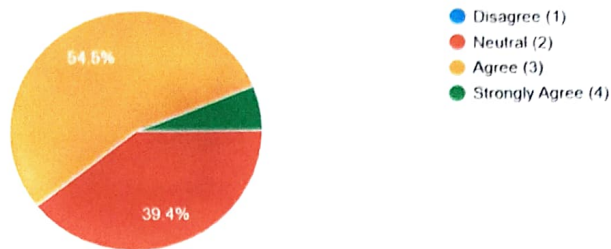
33 responses



Principal
Sonari College
Sonari

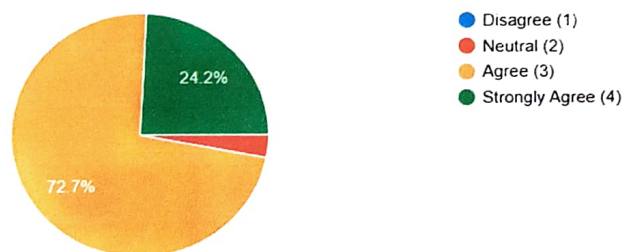
3. Regarding availability of books and journals, 54.5% 'agreed', 39.4% remained 'neutral'. 6.1% 'strongly agreed'.

3. The books and journals are available sufficiently for teaching and research purpose [Copy](#)
33 responses



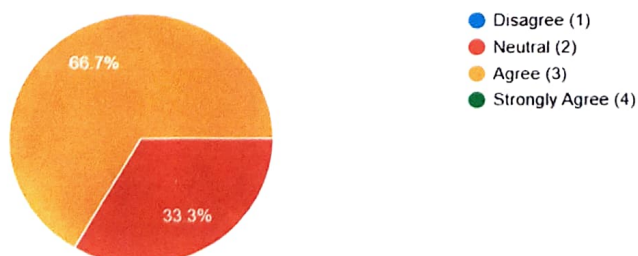
4. Regarding overall environment of the college and support of the principal, 72.7% teachers 'agreed', 24.2% 'strongly agreed'. 3.1% teachers remained 'neutral'.

4. The overall environment of the college and support of the principal are conducive to teaching and research [Copy](#)
33 responses



5. Regarding infrastructural facilities in the college, 66.7% teachers 'agreed', 33.3% selected the category 'neutral'.

5. Infrastructural facilities are adequate in the college [Copy](#)
33 responses



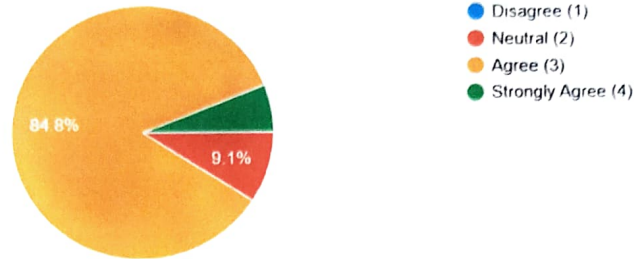
[Handwritten Signature]
Principal
Sonari College
Sonari

6. 84.8% teachers 'agreed' that students are disciplined, cooperative and respectful towards the teachers, 9.1% remained 'neutral'. 6.1% 'strongly agreed'.

6. Students are discipline, cooperative and respect the teachers

 Copy

33 responses

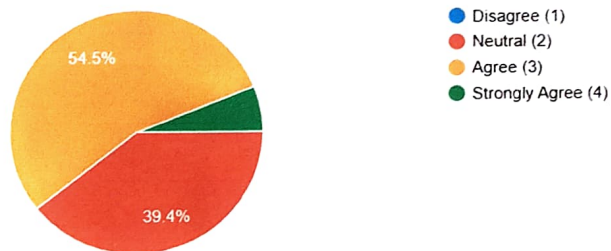


7. Regarding cleanliness and maintenance of departments, toilets, playground, classrooms and library, 54.5% teachers 'agreed', 39.4% remained 'neutral'. 6.1% 'strongly agreed'.

7. Departments, toilets, playground, classrooms, and library are clean and well maintained

 Copy

33 responses

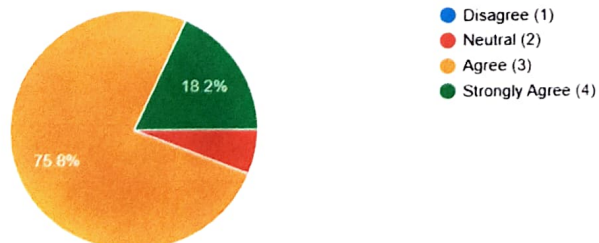


8. 75.8% teachers 'agreed' that purified drinking water is available, 18.2% 'strongly agreed'. 6% remained 'neutral'.

8. Purified drinking water is available

 Copy

33 responses



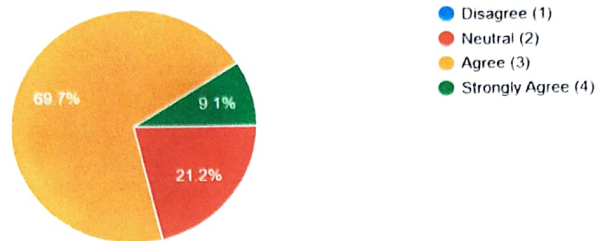

Principal
Sonari College
Sonari

9. Regarding timely and adequate supply of laboratory equipments, 69.7% teachers 'agreed', 9.1% 'strongly agreed' and 21.2% remained 'neutral'.

9. Laboratory requirements, viz. equipment, chemicals, and specimens are supplied timely and adequately

 Copy

33 responses

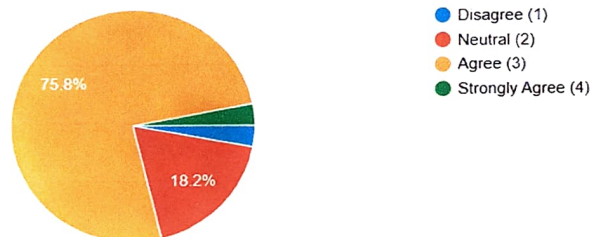


10. 75.8% teachers 'agreed' that ICT based teaching facilities are available, 18.2% remained 'neutral'. 3% teachers 'strongly agreed' and 3% 'disagreed'.

10. ICT based teaching facilities are available

 Copy

33 responses

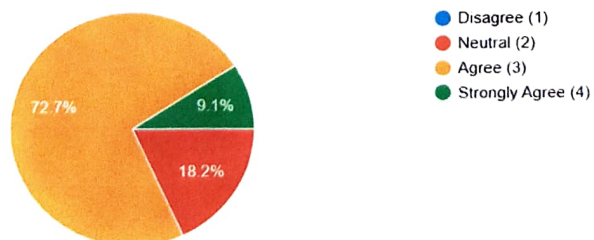


11. 72.7% teachers 'agreed' that effective mechanism is available for feedback, review and performance enhancement of teachers, 18.2% remained 'neutral', 9.1% 'strongly agreed'.

11. Effective mechanism is available for feedback, review and performance enhancement of teachers

 Copy

33 responses



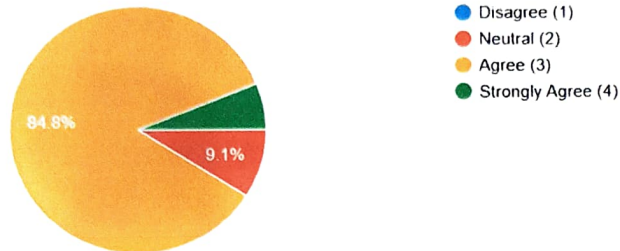

Principal
Sonari College
Sonari

12. Regarding maintenance of data and document, 84.8% teachers 'agreed', 9.1% remained 'neutral'. 6.1% teachers 'strongly agreed'.

12. Data, and documents are well maintained

 Copy

33 responses

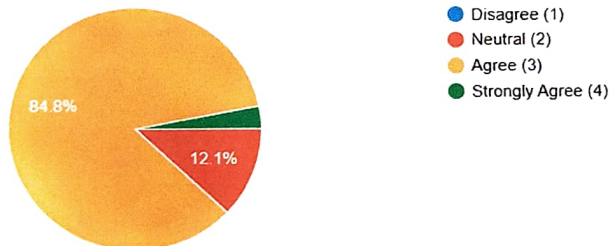


13. 84.8% teachers 'agreed' that the needs of the teachers are identified and satisfied accordingly, 12.1% remained 'neutral'. 3.1% 'strongly agreed'.

13. The needs of the teachers are identified and satisfied accordingly

 Copy

33 responses

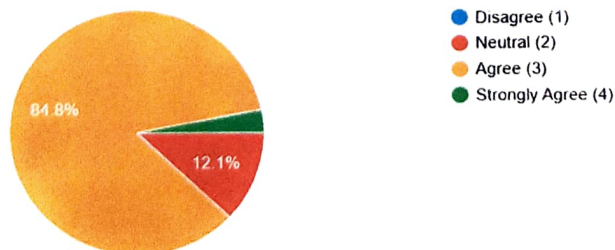


14. 84.8% teachers 'agreed' that college authority appreciates individual work, 12.1% remained 'neutral'. 3.1% 'strongly agreed'.

14. Appreciation of individual work is given by the college authority

 Copy

33 responses




Principal
Sonari College
Sonari



Estd. 1970

OFFICE OF THE PRINCIPAL
SONARI COLLEGE

P.O.: Sonari, Dist.: Charaideo (Assam)

PIN 785690

e-mail: principalsonaricollege@gmail.com

Phone No .03772 256515(O)

Ref. No.

Date... 10-07-2023

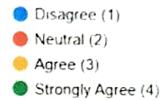
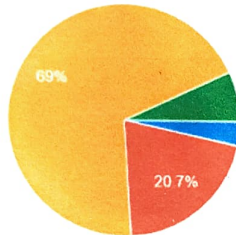
Teachers' Feedback Analysis 2022-23

Total Response: 29

1. Regarding contents and design of curriculum 69% teachers 'agreed', 20.7% responded 'neutral'.

1. Contents and design of curriculum are job-oriented and as per market demand

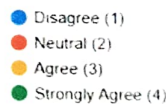
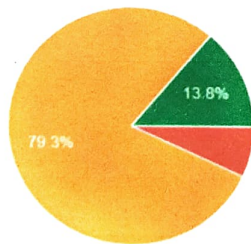
29 responses



2. Regarding full autonomy to adopt new techniques, 79.3% teachers 'agreed', 13.8% strongly agreed', 6.9% remained 'neutral'.

2. I have full autonomy to adopt new techniques to teach and evaluate the students

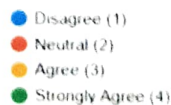
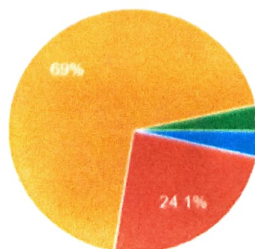
29 responses



3. Regarding availability of books and journals, 69% 'agreed', 24.1% remained 'neutral'.

3. The books and journals are available sufficiently for teaching and research purpose

29 responses



[Signature]
Principal
Sonari College
Sonari

4. Regarding overall environment of the college and support of the principal, 79.3% teachers 'agreed'.

4. The overall environment of the college and support of the principal are conducive to teaching and research


29 responses



5. Regarding infrastructural facilities in the college, 55.2% teachers "agreed", 41.4% selected the category 'neutral' and 3.4% disagreed.

5. Infrastructural facilities are adequate in the college

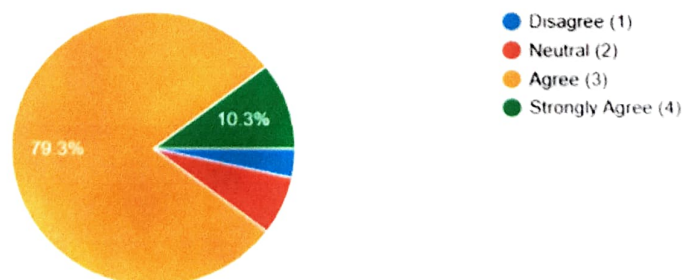
29 responses



6. 79.3% teachers 'agreed' that students are disciplined, cooperative and respectful towards the teachers, 10.3% 'strongly agreed'.

6. Students are discipline, cooperative and respect the teachers

29 responses

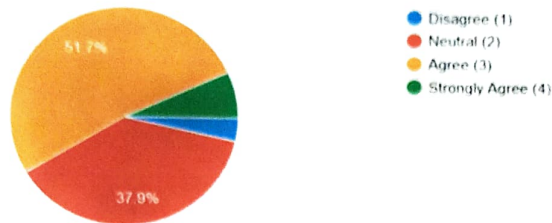


[Handwritten Signature]
Principal
Sonari College
Sonari

7. Regarding cleanliness and maintenance of departments, toilets, playground, classrooms and library, 37.9% remained 'neutral'.

7. Departments, toilets, playground, classrooms, and library are clean and well maintained

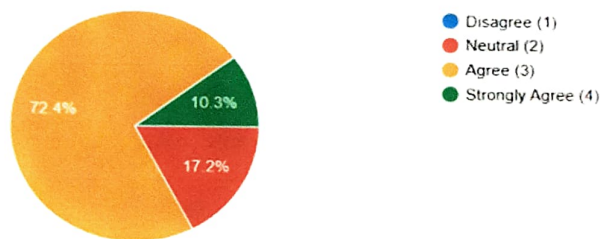
29 responses



8. 72.4% teachers 'agreed' that purified drinking water is available, 10.3% 'strongly agreed'. 17.2% remained 'neutral'.

8. Purified drinking water is available

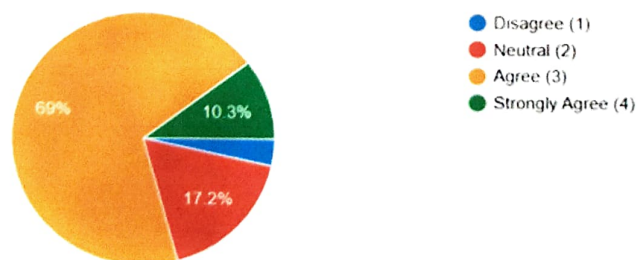
29 responses



9. Regarding timely and adequate supply of laboratory equipments, 69% teachers 'agreed', 10.3% 'strongly agreed' and 17.2% remained 'neutral'.

9. Laboratory requirements, viz. equipment, chemicals, and specimens are supplied timely and adequately

29 responses

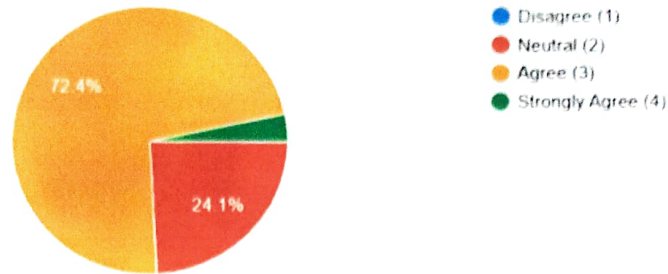


10. 72.4% teachers 'agreed' that ICT based teaching facilities are available, 24.1% remained 'neutral'. And 3.5% teachers 'strongly agreed'.

M. S. Sonari
Principal
Sonari College
Sonari

10. ICT based teaching facilities are available

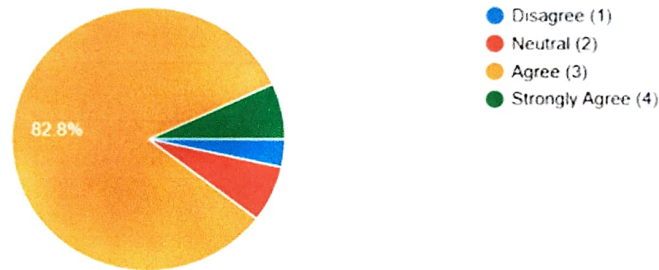
29 responses



11. 82.8% teachers 'agreed' that effective mechanism is available for feedback, review and performance enhancement of teachers.

11. Effective mechanism is available for feedback, review and performance enhancement of teachers

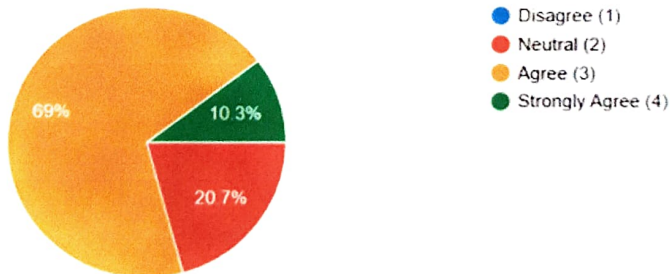
29 responses



12. Regarding maintenance of data and document, 69% teachers 'agreed', 20.7% remained 'neutral'. 10.3% teachers 'strongly agreed'.

12. Data, and documents are well maintained

29 responses

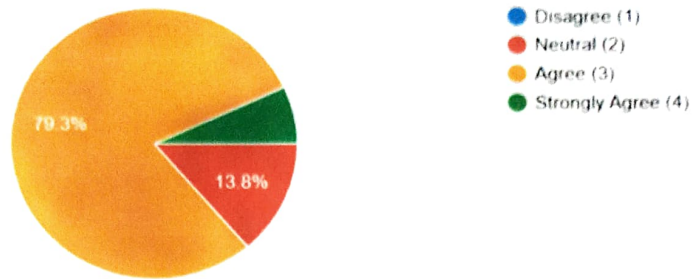


13. 79.3% teachers 'agreed' that the needs of the teachers are identified and satisfied accordingly, 13.8% remained 'neutral'. 6.9% 'strongly agreed'.

(Signature)
Principal
Sonari College
Sonari

13. The needs of the teachers are identified and satisfied accordingly

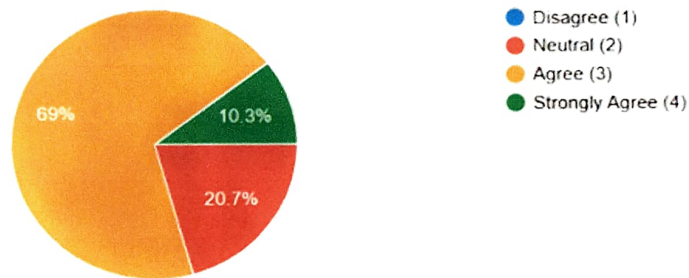
29 responses



14. 69% teachers 'agreed that college authority appreciates individual work, 20.7% remained 'neutral'. 10.3% 'strongly agreed'.

14. Appreciation of individual work is given by the college authority

29 responses




Principal
Sonari College
Sonari



Estd. 1970

OFFICE OF THE PRINCIPAL
SONARI COLLEGE

P.O.: Sonari, Dist.: Charaideo (Assam)

PIN 785690

e-mail:principalsonaricollege@gmail.com

Phone No .03772 256515(O)

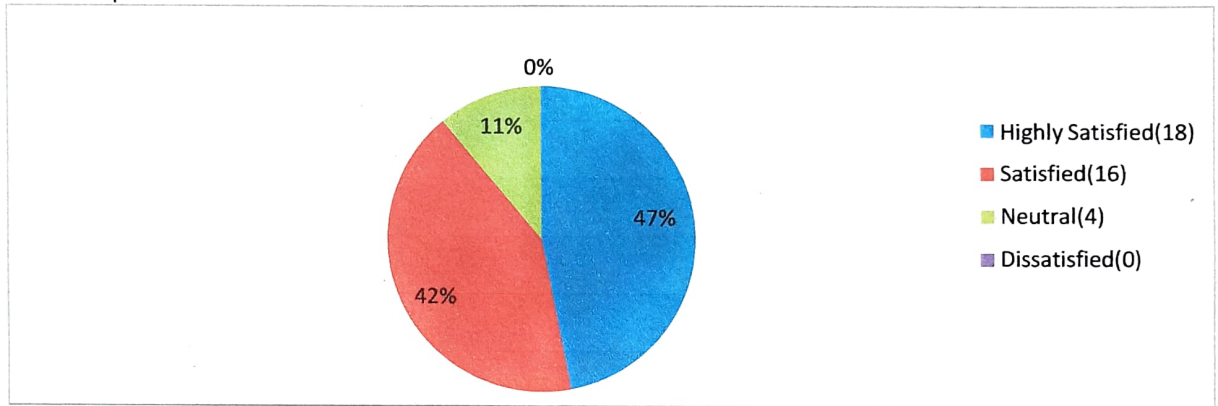
Ref. No.

Date... 28-3-19

Alumni Feedback Analysis (2018-2019):

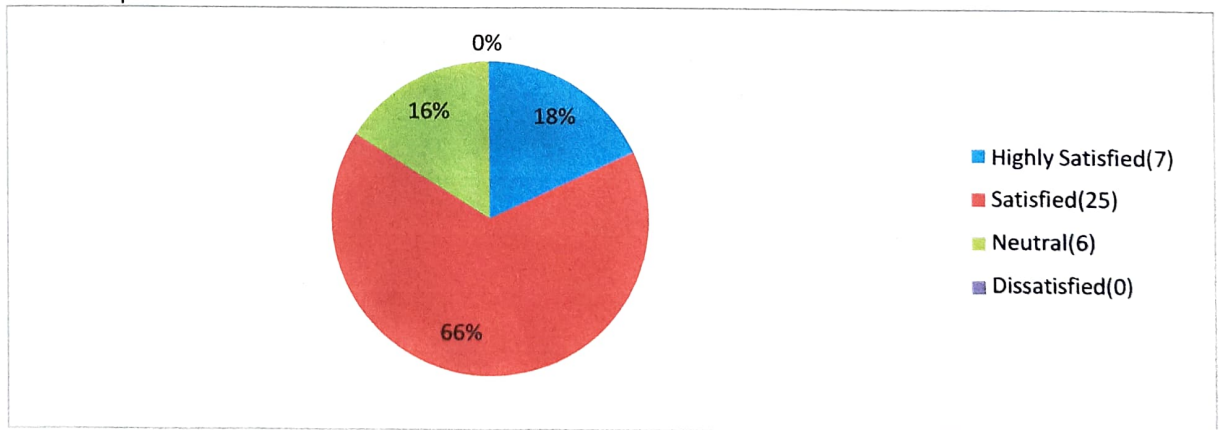
1. Regarding this criteria 47% responded in the category Highly Satisfied. 42% opted for Satisfied. 11% chose Neutral.

Figure 1: The Content and Design of the Curriculum are Relevant to Current Job and Occupation
38 Responses



2. Regarding Infrastructural Facilities 18% responded in the category Highly Satisfied. 66% opted for Satisfied. 16% chose Neutral.

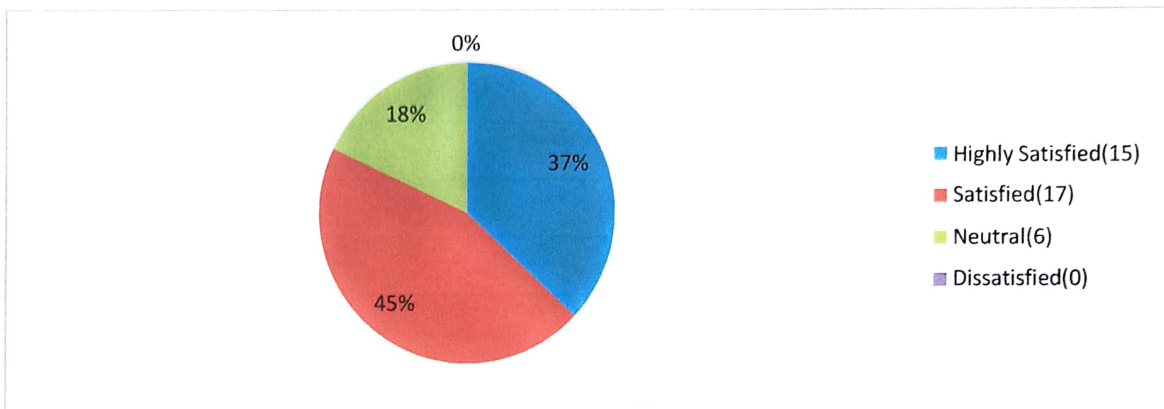
Figure 2: Overall Infrastructural Facilities
38 Responses



[Handwritten Signature]
Principal
Sonari College
Sonari

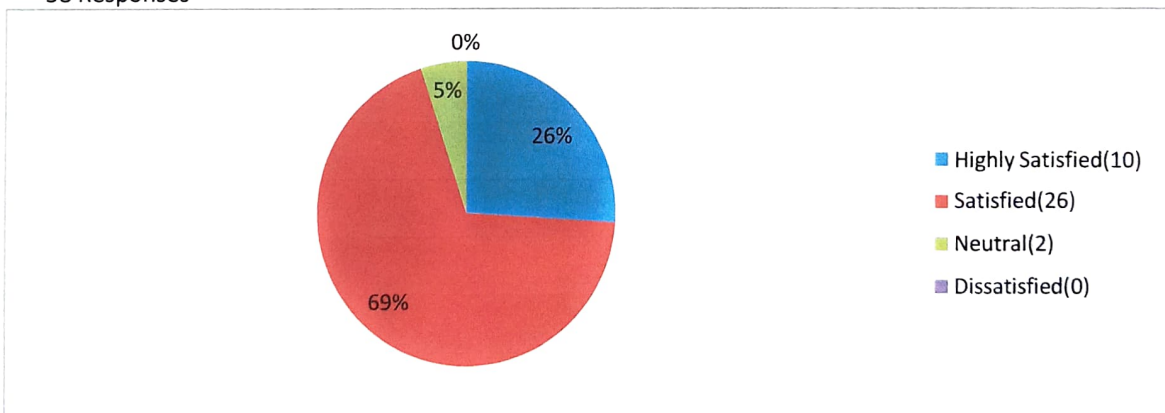
3. Regarding Classroom and Laboratory 37% responded in the category Highly Satisfied. 45% opted for Satisfied. 18% chose Neutral.

Figure 3: Classroom and Laboratory
38 Responses



4. Regarding Library 26% responded Highly Satisfied. 69% responded in the category Satisfied. 5% opted for Neutral.

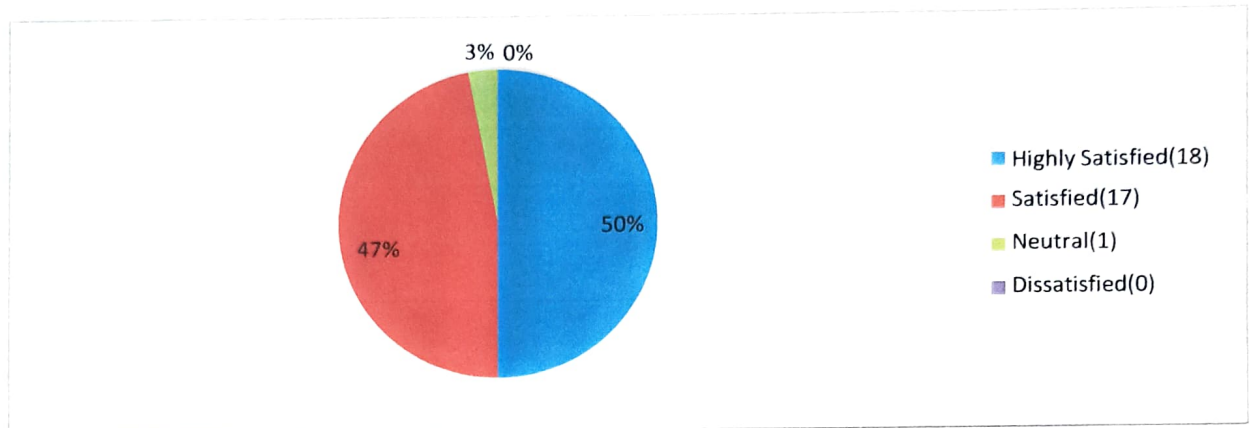
Figure 4: Library
38 Responses



Principal
Principal
Sonari College
Sonari

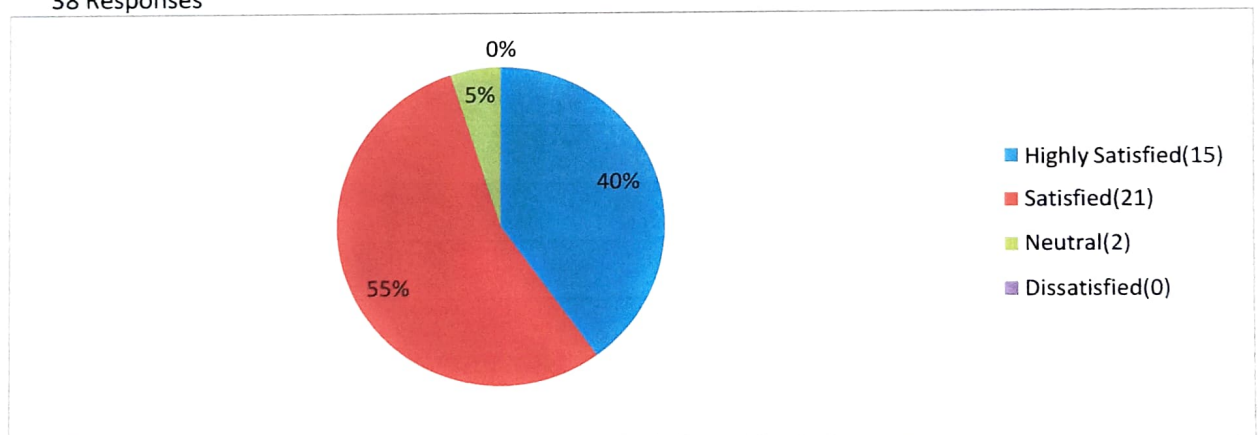
5. Regarding Faculty 50% responded in the category Highly Satisfied. 47% opted for Satisfied. 3% responded Neutral.

Figure 5: Faculty
38 Responses



6. Regarding Office Staff 40% responded Highly Satisfied. 55% opted for Satisfied. 5% responded Neutral.

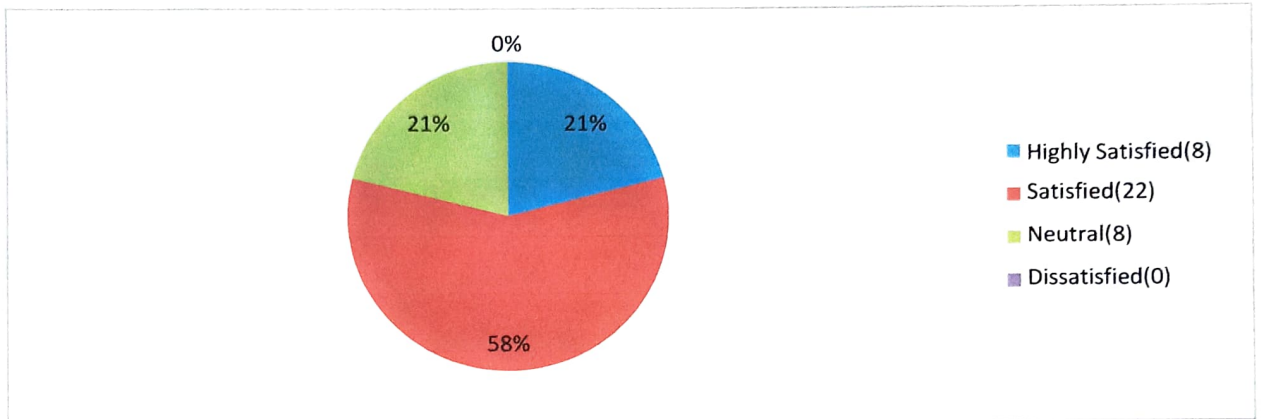
Figure 6: Office Staff
38 Responses



Principal
Principal
Sonari College
Sonari

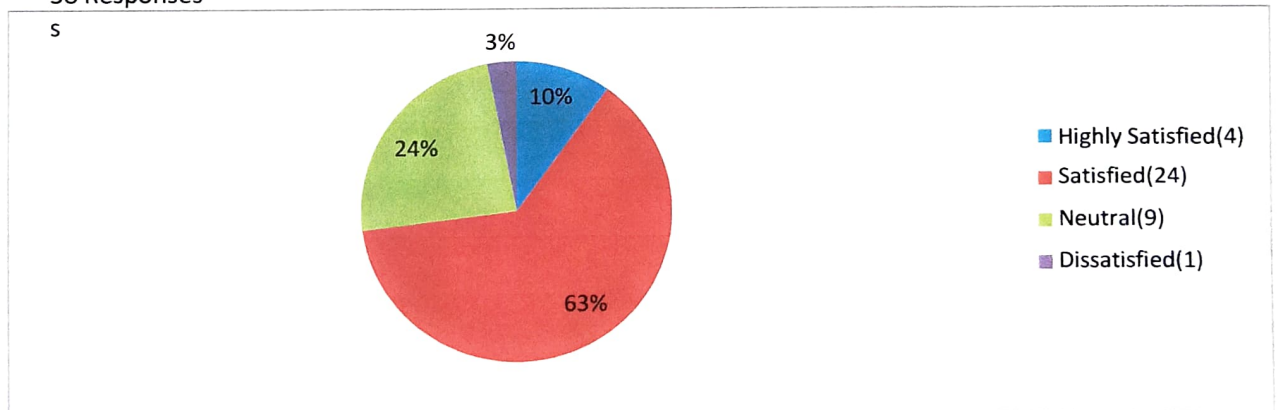
7. Regarding Hostel Facilities 21% responded in the category Highly Satisfied. 58% chose Satisfied and 21% opted for Neutral.

Figure 7: Hostel Facilities
38 Responses



8. Regarding Canteen Facilities 10% opted for Highly Satisfied. 63% responded in the category Satisfied. 24% and 3% chose Neutral and Dissatisfied respectively.

Figure 8: Canteen Facilities
38 Responses



[Handwritten Signature]
Principal
Sonari College
Sonari



Estd. 1970

OFFICE OF THE PRINCIPAL SONARI COLLEGE

P.O.: Sonari, Dist.: Charaideo (Assam)

PIN 785690

e-mail:principalsonaricollege@gmail.com

Phone No .03772 256515(O)

Ref. No.

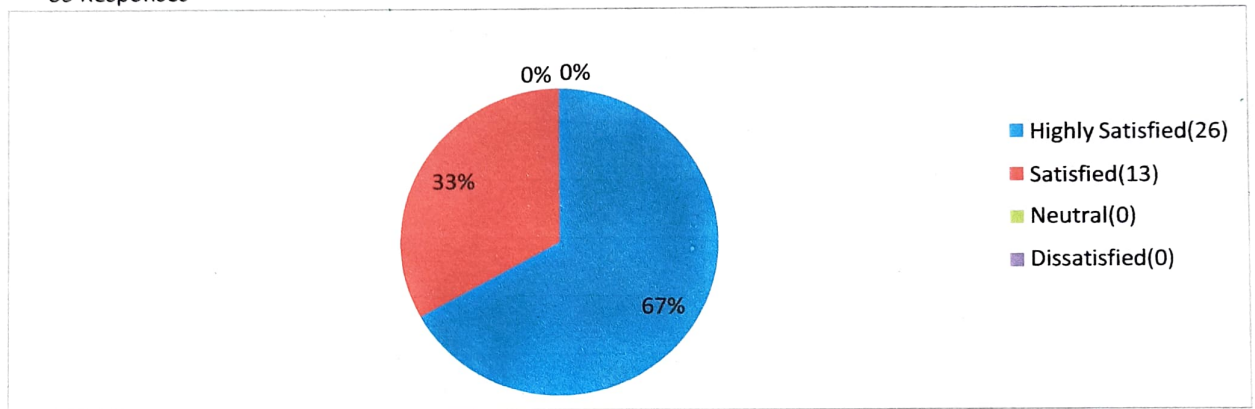
Date 24/04/2020

Alumni Feedback Analysis (2019-2020):

1. Regarding this criteria 67% responded in the category Highly Satisfied. 33% opted for Satisfied.

Figure 1: The Content and Design of the Curriculum are Relevant to Current Job and Occupation

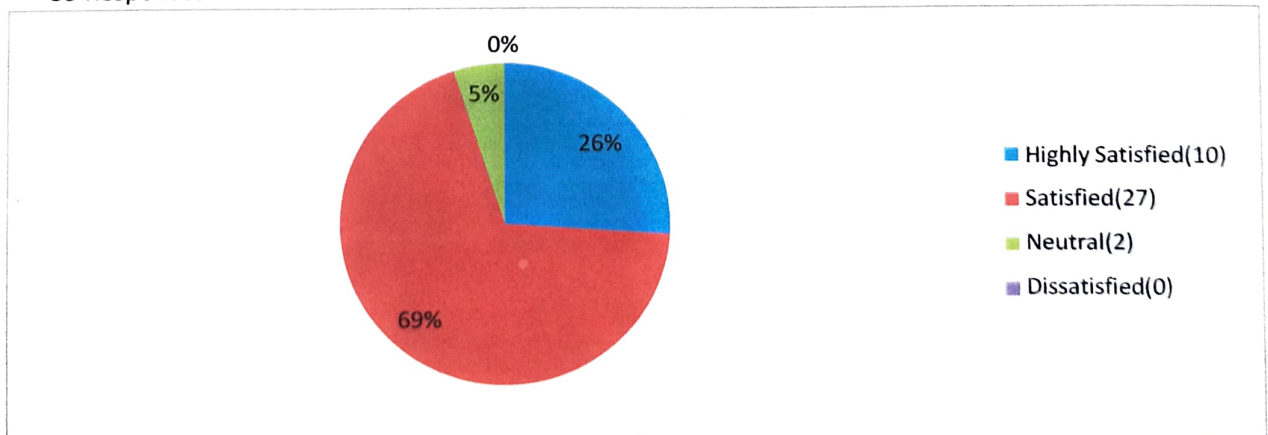
39 Responses



2. Regarding Infrastructural Facilities 26% responded in the category Highly Satisfied. 69% opted for Satisfied. 5% chose Neutral.

Figure 2: Overall Infrastructural Facilities

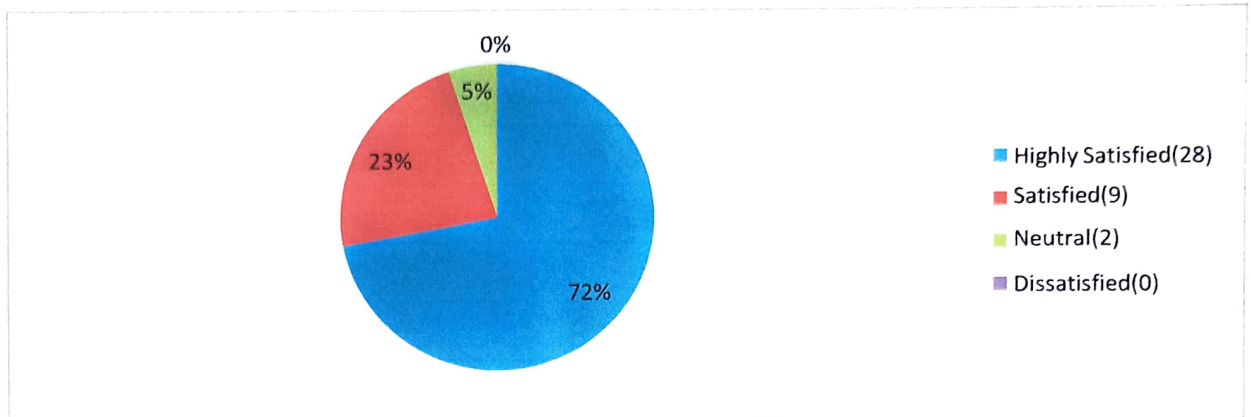
39 Responses



[Signature]
Principal
Sonari College
Sonari

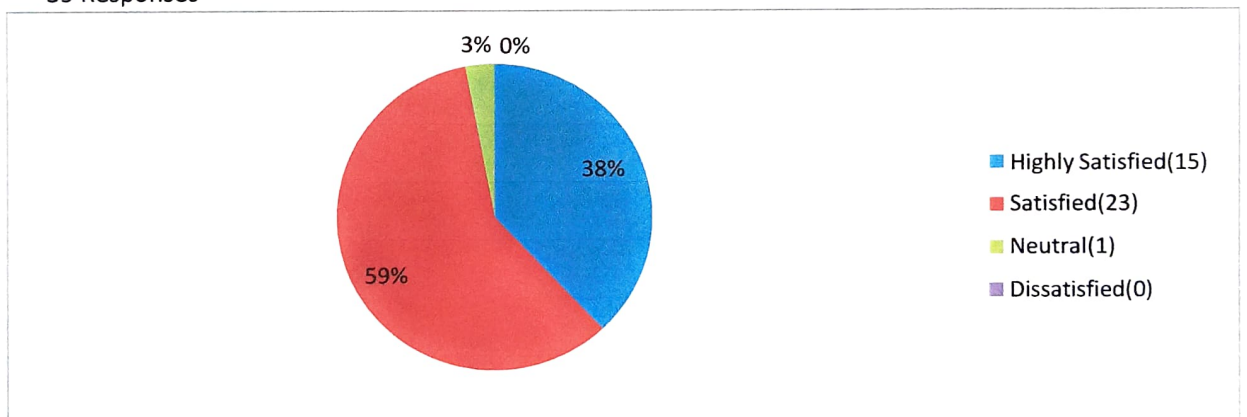
3. Regarding Classroom and Laboratory 72% responded in the category Highly Satisfied. 23% opted for Satisfied. 5% chose Neutral.

Figure 3: Classroom and Laboratory
39 Responses



4. Regarding Library 38% responded Highly Satisfied. 59% responded in the category Satisfied. 3% opted for Neutral.

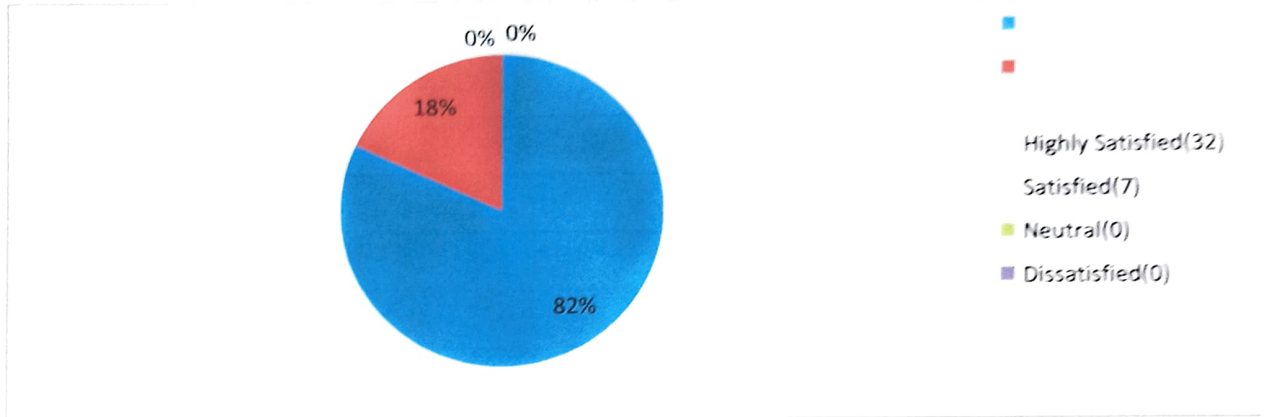
Figure 4: Library
39 Responses



Principal
Principal
Sonari College
Sonari

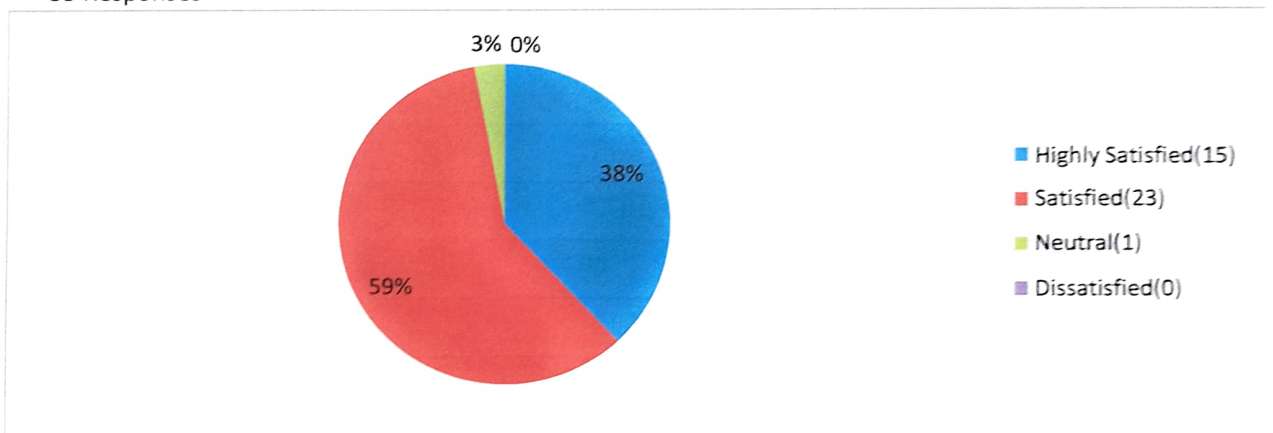
5. Regarding Faculty 82% responded in the category Highly Satisfied. 18% opted for Satisfied.

Figure 5: Faculty
39 Responses



6. Regarding Office Staff 38% responded Highly Satisfied. 59% opted for Satisfied. 3% responded Neutral.

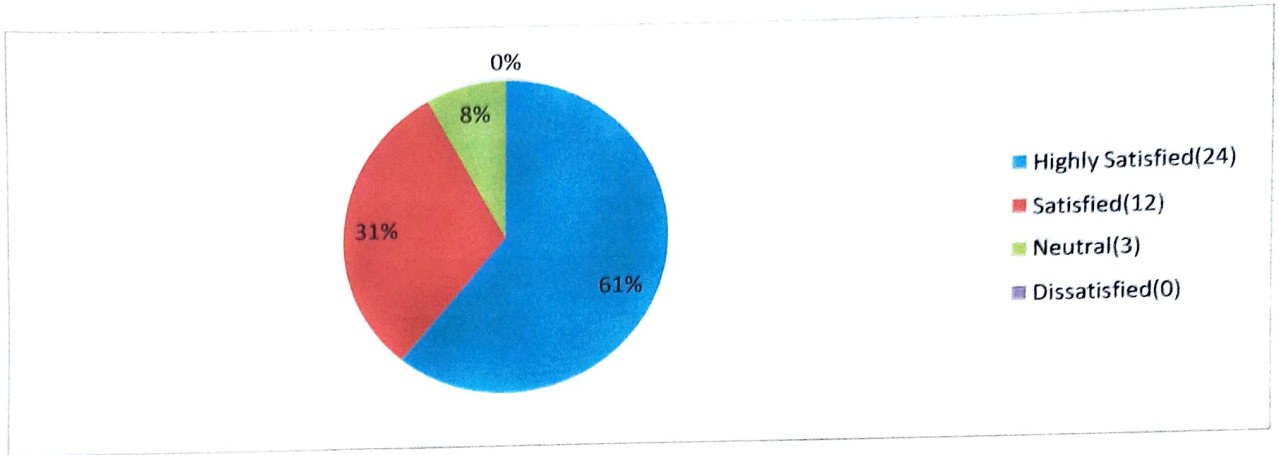
Figure 6: Office Staff
39 Responses



7. Regarding Hostel Facilities 61% responded in the category Highly Satisfied. 31% chose Satisfied and 8% opted for Neutral.

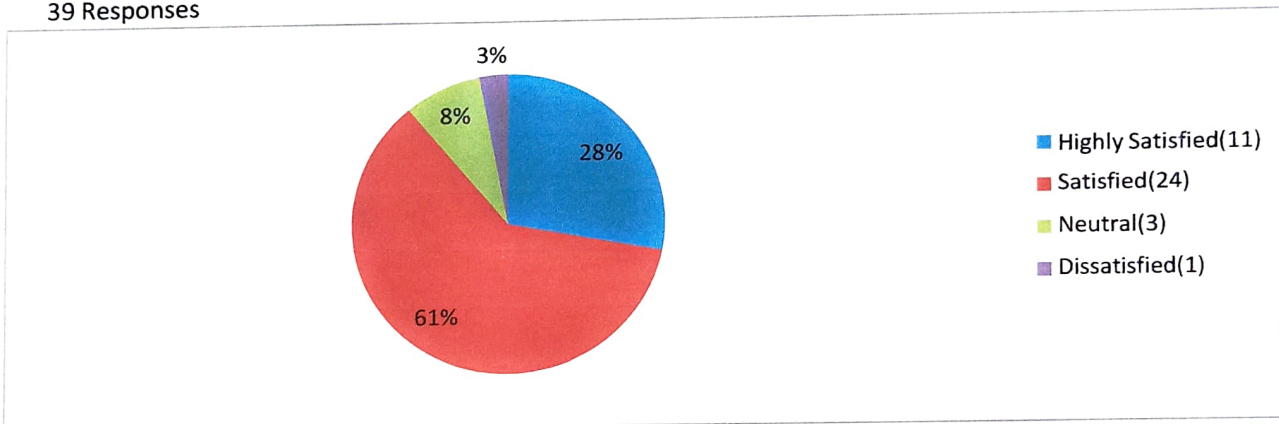
Figure 7: Hostel Facilities
39 Responses

[Handwritten Signature]
Principal
Sonari College
Sonari



8. Regarding Canteen Facilities 28% opted for Highly Satisfied. 61% responded in the category Satisfied. 8% and 3% chose Neutral and Dissatisfied respectively.

Figure 8: Canteen Facilities
39 Responses



[Handwritten Signature]
Principal
Sonari College
Sonari



Estd. 1970

OFFICE OF THE PRINCIPAL
SONARI COLLEGE

P.O.: Sonari, Dist.: Charaideo (Assam)
PIN 785690

e-mail:principalsonaricollege@gmail.com
Phone No .03772 256515(O)

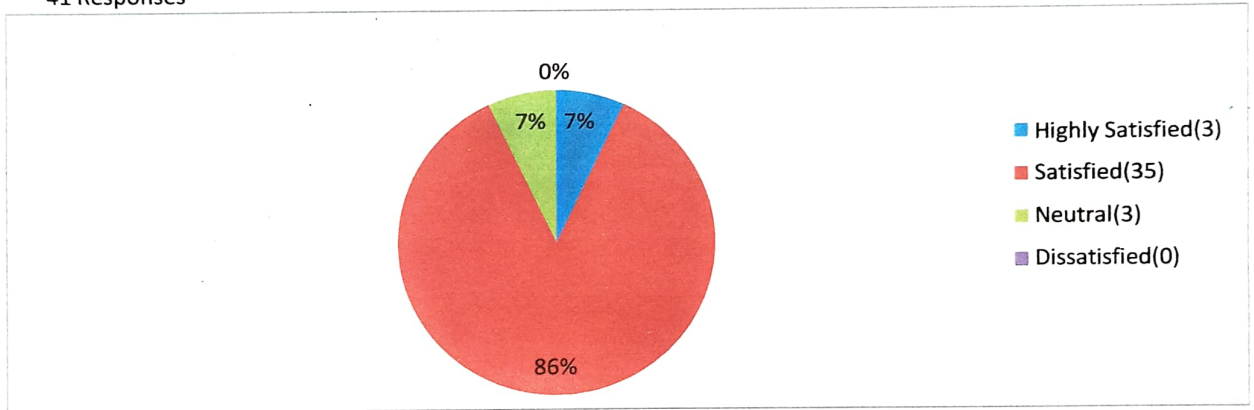
Ref. No.

Date. 20-04-20

Alumni Feedback Analysis (2020-2021):

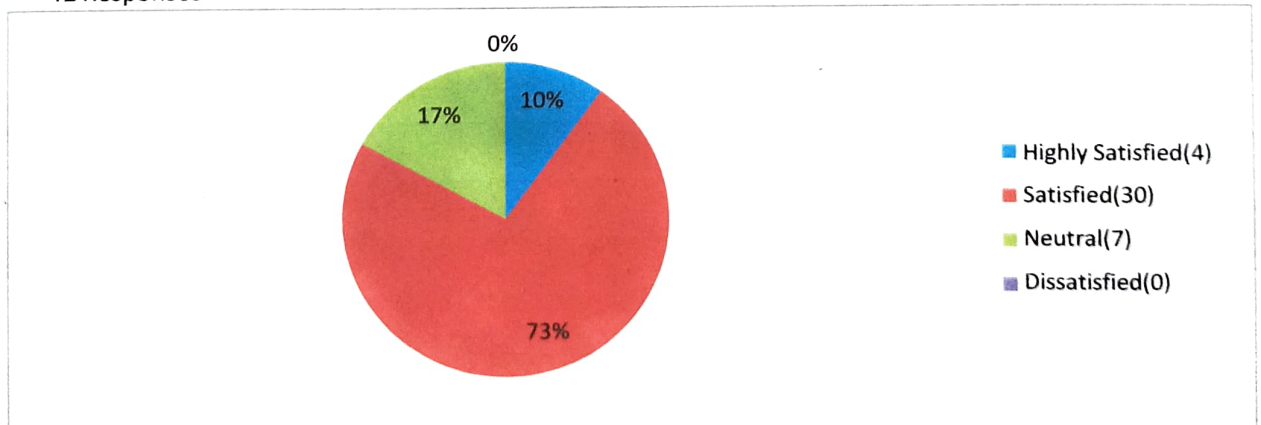
1. Regarding this criteria 7% responded in the category Highly Satisfied. 86% opted for Satisfied. 7% chose Neutral.

Figure 1: The Content and Design of the Curriculum are Relevant to Current Job and Occupation
41 Responses



2. Regarding Infrastructural Facilities 10% responded in the category Highly Satisfied. 73% opted for Satisfied. 17% chose Neutral.

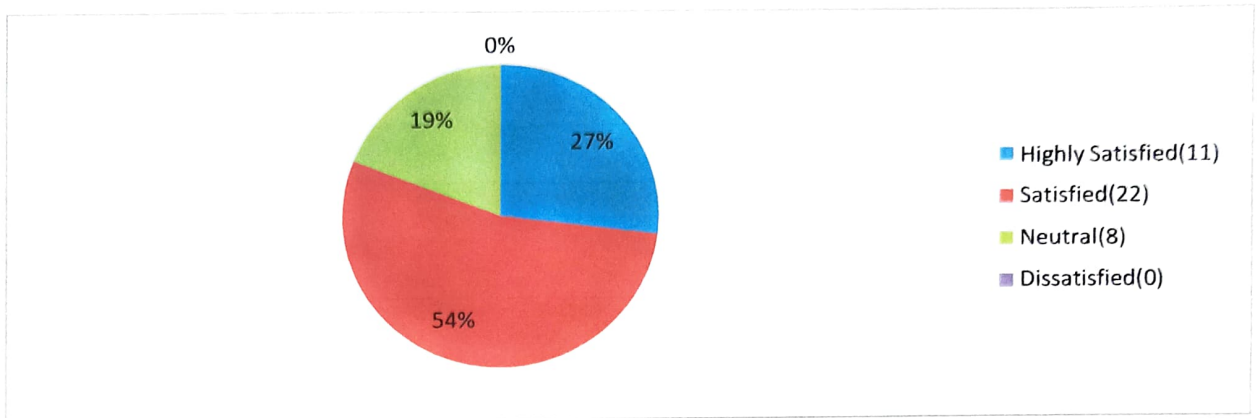
Figure 2: Overall Infrastructural Facilities
41 Responses



Principal
Principal
Sonari College
Sonari

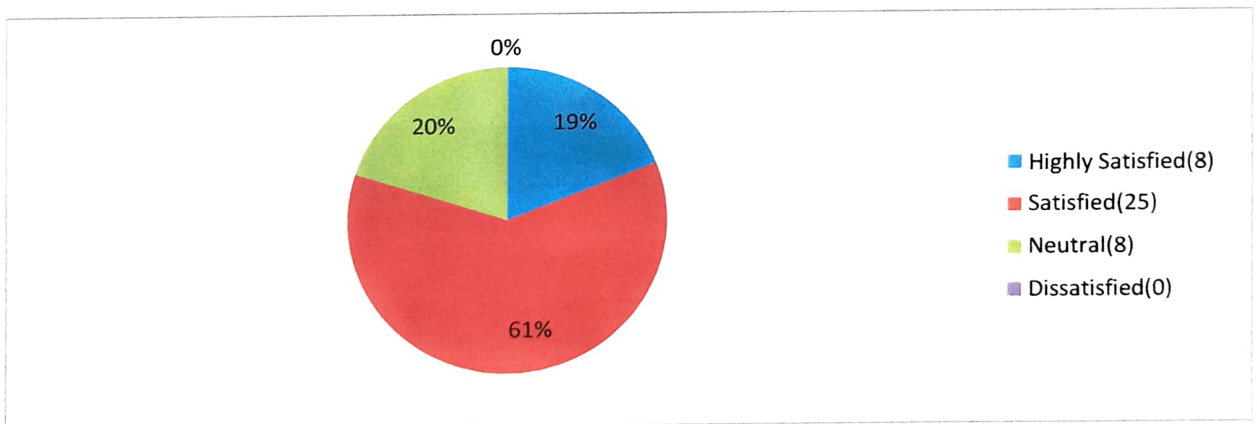
3. Regarding Classroom and Laboratory 27% responded in the category Highly Satisfied. 54% opted for Satisfied. 19% chose Neutral.

Figure 3: Classroom and Laboratory
41 Responses



4. Regarding Library 19% responded Highly Satisfied. 61% responded in the category Satisfied. 20% opted for Neutral.

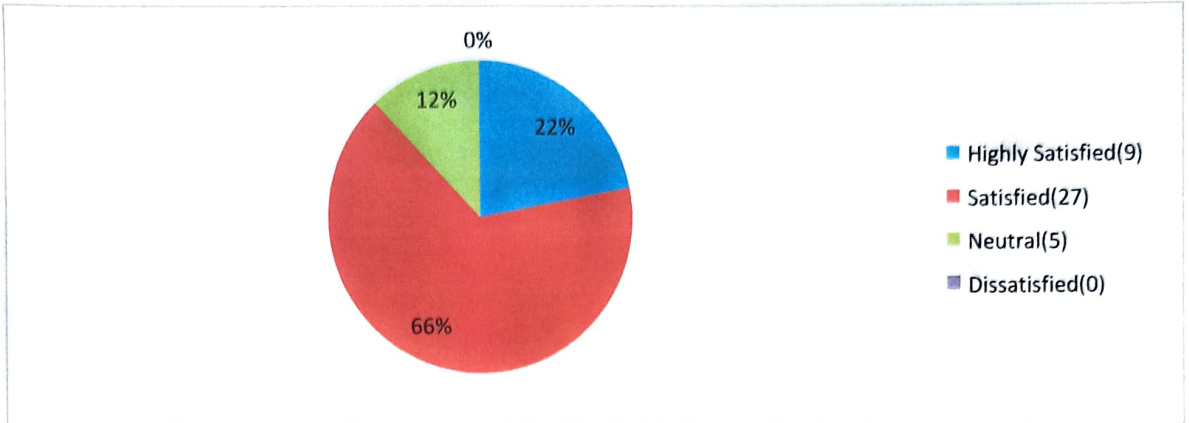
Figure 4: Library
41 Responses



5. Regarding Faculty 22% responded in the category Highly Satisfied. 66% opted for Satisfied and 12% chose Neutral.

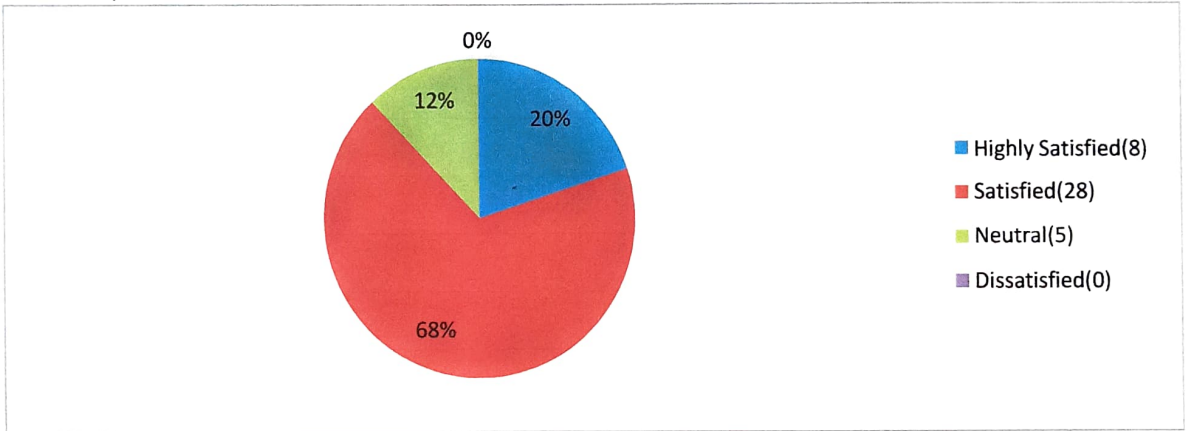
Figure 5: Faculty
41 Responses

[Handwritten Signature]
Principal
Sonari College
Sonari



6. Regarding Office Staff 20% responded Highly Satisfied.68% opted for Satisfied. 12% responded Neutral.

Figure 6: Office Staff
41 Responses

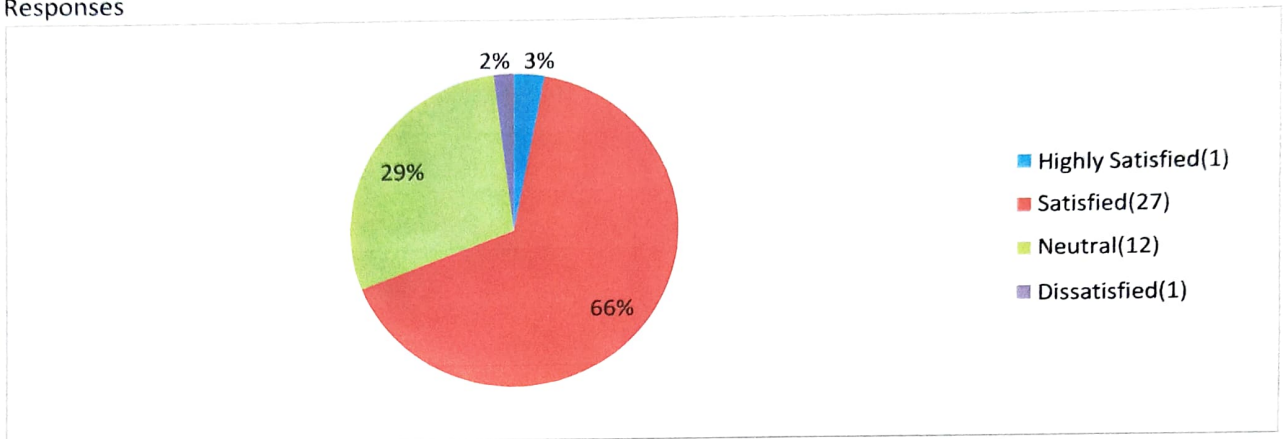


[Handwritten Signature]
Principal
Sonari College
Sonari

7. Regarding Hostel Facilities 3% responded in the category Highly Satisfied. 66% chose Satisfied. 29% and 2% opted for Neutral and Dissatisfied respectively.

Figure 7: Hostel Facilities

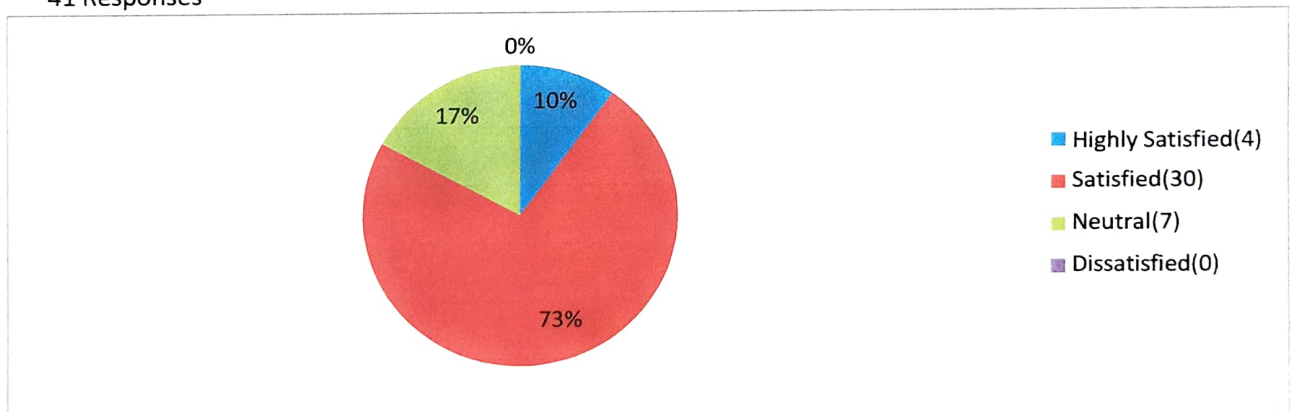
41 Responses



8. Regarding Canteen Facilities 10% opted for Highly Satisfied. 73% responded in the category Satisfied. 17% chose Neutral.

Figure 8: Canteen Facilities

41 Responses



Principal
Principal
Sonari College
Sonari



Estd. 1970

OFFICE OF THE PRINCIPAL SONARI COLLEGE

P.O.: Sonari, Dist.: Charaideo (Assam)

PIN 785690

e-mail:principalsonaricollege@gmail.com

Phone No .03772 256515(O)

Ref. No.

Date. 26/04/23

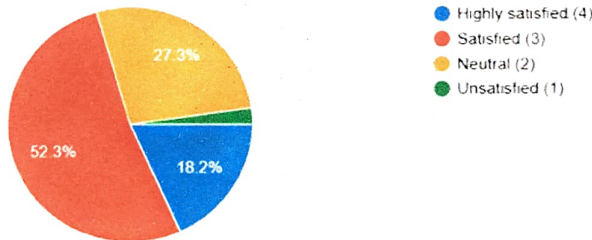
Alumni Feedback Analysis (2021-2022)

Total responses:44

1. Regarding the content and design of the curriculum 52.3% Alumni responded in the category 'satisfied'.18.2% responded in the category 'highly satisfied'. 27.3% remained 'neutral'. 2.2% responded 'unsatisfied'.

1. The content and design of the curriculum are relevant to current job and occupation

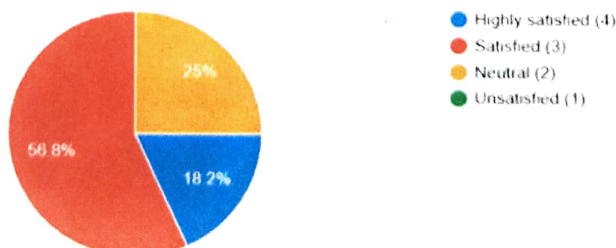
44 responses



2. Regarding overall infrastructural facilities, 56.8% responded in the category 'satisfied'.18.2% responded in the category 'highly satisfied'. 25% remained 'neutral'.

2. Overall Infrastructural facilities

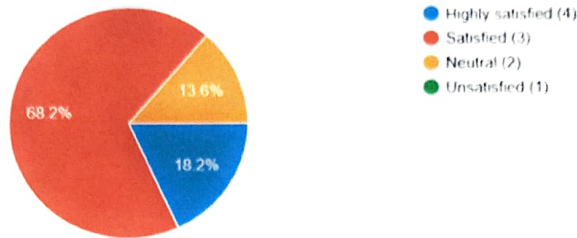
44 responses



[Signature]
Principal
Sonari College
Sonari

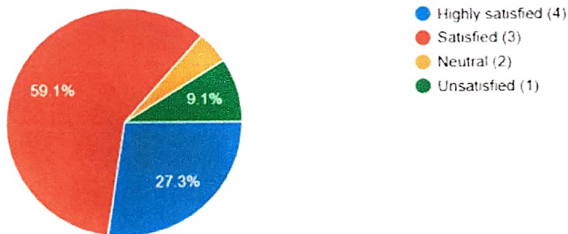
3. Regarding class-room and laboratory, 68.2% Alumni responded in the category 'satisfied'. 18.2% responded 'highly satisfied'. 13.6% remained 'neutral'.

3. Class-room and laboratory
44 responses



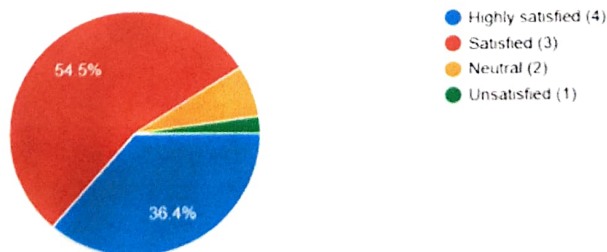
4. Regarding library, 59.1% Alumni responded in the category 'satisfied', 27.3% responded 'highly satisfied', 9.1% responded 'unsatisfied'. 4.5% remained 'neutral'.

4. Library
44 responses



5. Regarding faculty, 54.5% Alumni responded in the category 'satisfied', 36.4% responded 'highly satisfied', 7.5% remained 'neutral' and 1.6% responded 'unsatisfied'.

5. Faculty
44 responses

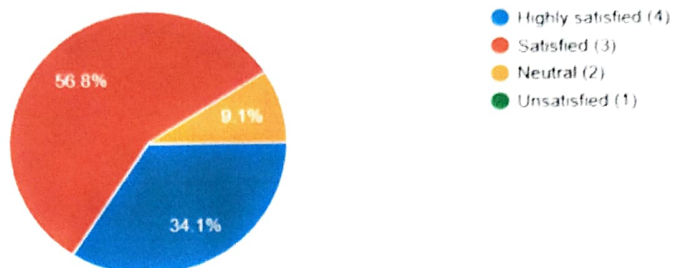


6. Regarding office staff, 56.8% Alumni responded in the category 'satisfied', 34.1% responded 'highly satisfied' and 9.1% remained 'neutral'.


Principal
Sonari College
Sonari

6. Office staff

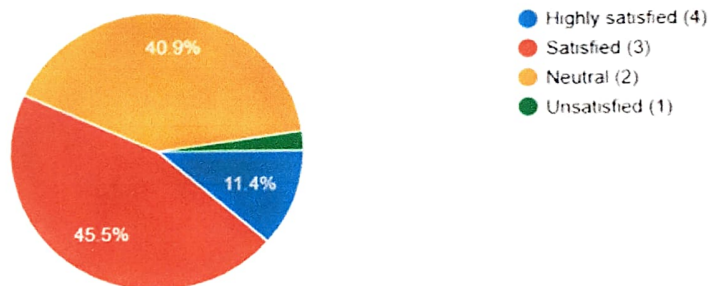
44 responses



7. Regarding hostel facilities, 45.5% Alumni responded in the category 'satisfied', 11.4% responded 'highly satisfied', 40.9% remained 'neutral'. 2.2% responded 'unsatisfied'.

7. Hostel facilities

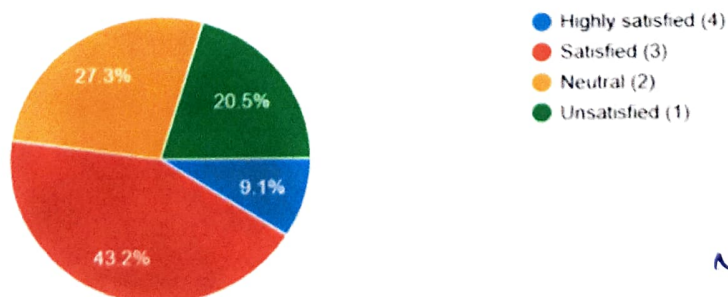
44 responses



8. Regarding Canteen facilities, 43.2% Alumni responded in the category 'satisfied', 9.1% responded 'highly satisfied', 27.3% remained 'neutral' and 20.5% responded 'unsatisfied'.

8. Canteen facilities

44 responses

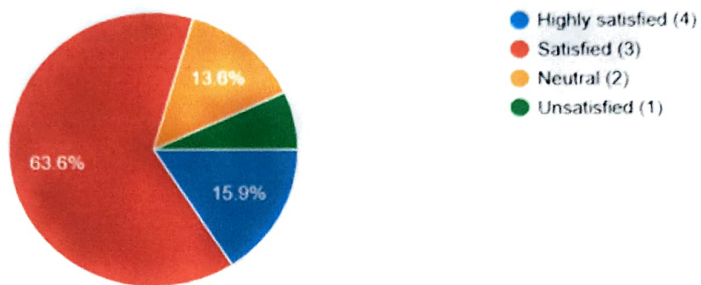



Principal
Sonari College
Sonari

9. Regarding Sports facilities, 63.6% Alumni responded 'satisfied', 15.9% responded 'highly satisfied', 13.6% remained 'neutral' and 6.9% responded 'unsatisfied'.

9. Sport facilities

44 responses




Principal
Sonari College
Sonari



Estd. 1970

OFFICE OF THE PRINCIPAL SONARI COLLEGE

P.O.: Sonari, Dist.: Charaideo (Assam)

PIN 785690

e-mail: principalsonaricollege@gmail.com

Phone No .03772 256515(O)

Ref. No.

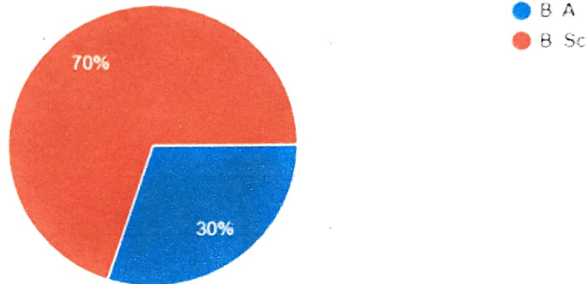
Date...12/7/23...

Alumni feedback analysis (2022-23)

Total Responses: 20

Name of the course completed

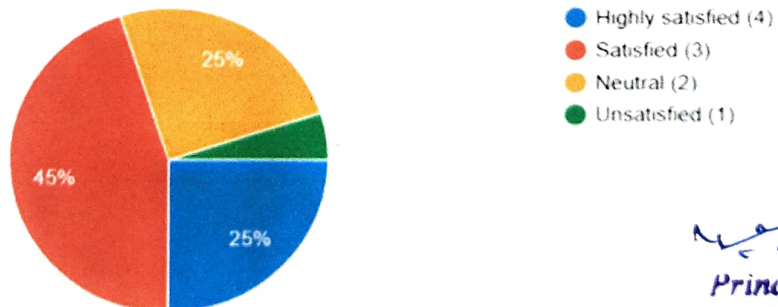
20 responses



1. Regarding the content and design of the curriculum 45% Alumni responded in the category 'satisfied'. 25% responded in the category 'highly satisfied'. 25% remained 'neutral'. 5% responded 'unsatisfied'.

1. The content and design of the curriculum are relevant to current job and occupation

20 responses

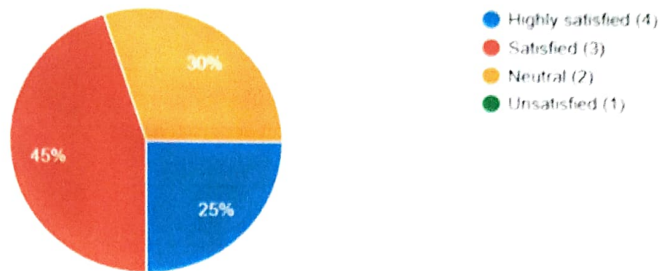


[Signature]
Principal
Sonari College
Sonari

2. Regarding overall infrastructural facilities, 45% responded in the category 'satisfied'. 25% responded in the category 'highly satisfied'. 30% remained 'neutral'.

2. Overall Infrastructural facilities

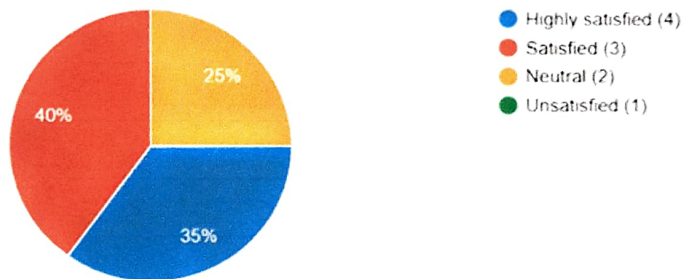
20 responses



3. Regarding class-room and laboratory, 40% Alumni responded in the category 'satisfied'. 35% responded 'highly satisfied'. 25% remained 'neutral'.

3. Class-room and laboratory

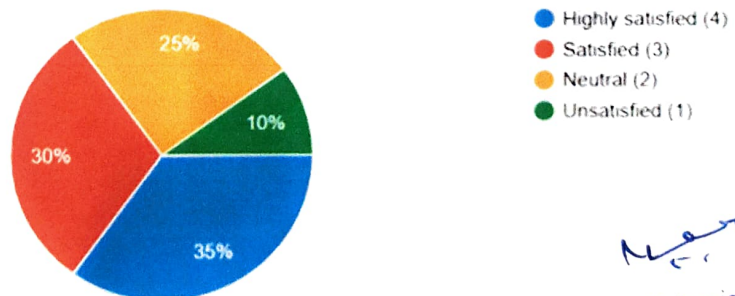
20 responses



4. Regarding library, 30% Alumni responded in the category 'satisfied', 35% responded 'highly satisfied', 10% responded 'unsatisfied'. 25% remained 'neutral'.

4. Library

20 responses

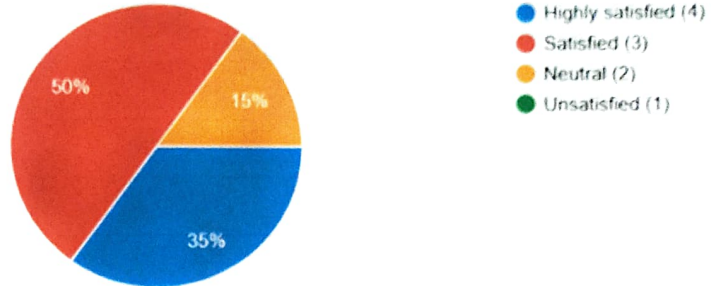


M. S. Sonari
Principal
Sonari College
Sonari

5. Regarding faculty, 50% Alumni responded in the category 'satisfied', 35% responded 'highly satisfied' and 15% remained 'neutral'.

5. Faculty

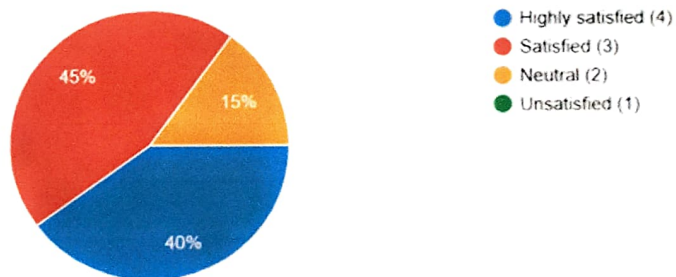
20 responses



6. Regarding office staff, 45% Alumni responded in the category 'satisfied', 40% responded 'highly satisfied' and 15% remained 'neutral'.

6. Office staff

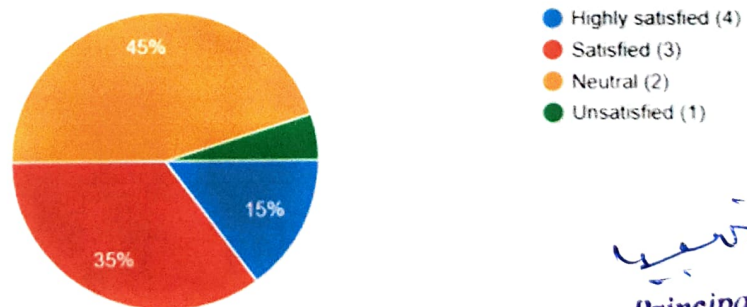
20 responses



7. Regarding hostel facilities, 35% Alumni responded in the category 'satisfied', 15% responded 'highly satisfied', 45% remained 'neutral', and 5% responded 'unsatisfied'.

7. Hostel facilities

20 responses

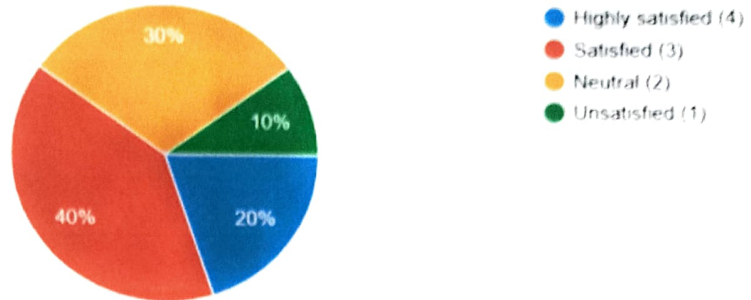


[Signature]
Principal
Sonari College
Sonari

8. Regarding Canteen facilities, 40% Alumni responded in the category 'satisfied', 20% responded highly satisfied', 30% remained 'neutral' and 10% responded 'unsatisfied'.

8. Canteen facilities

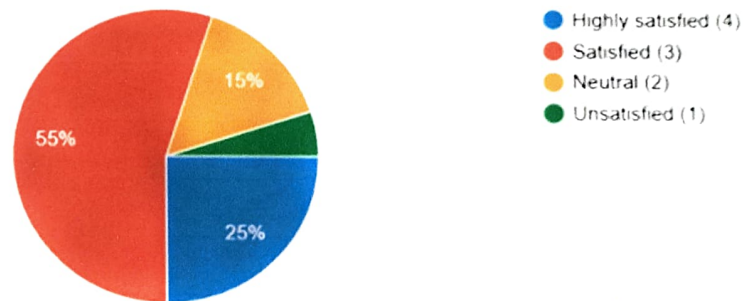
20 responses



9. Regarding Sports facilities, 55% Alumni responded 'satisfied', 25% responded highly satisfied', 15% remained 'neutral' and 5% responded 'unsatisfied'.

9. Sport facilities

20 responses



M. S. Sonari
Principal
Sonari College
Sonari



Estd. 1970

OFFICE OF THE PRINCIPAL SONARI COLLEGE

P.O.: Sonari, Dist.: Charaideo (Assam)
PIN 785690

e-mail:principalsonaricollege@gmail.com
Phone No .03772 256515(O)

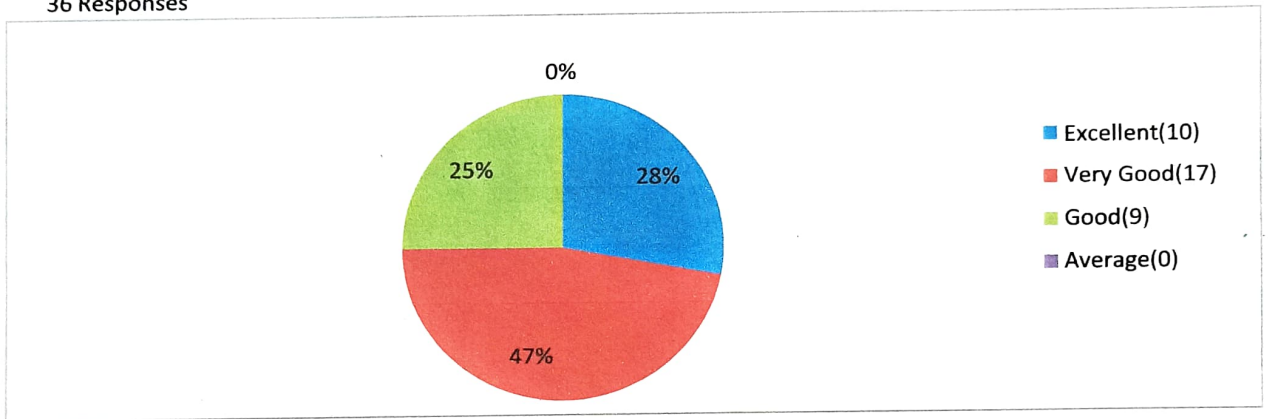
Ref. No.

Date...26/3/19.....

Parent's Feedback Analysis (2018-2019):

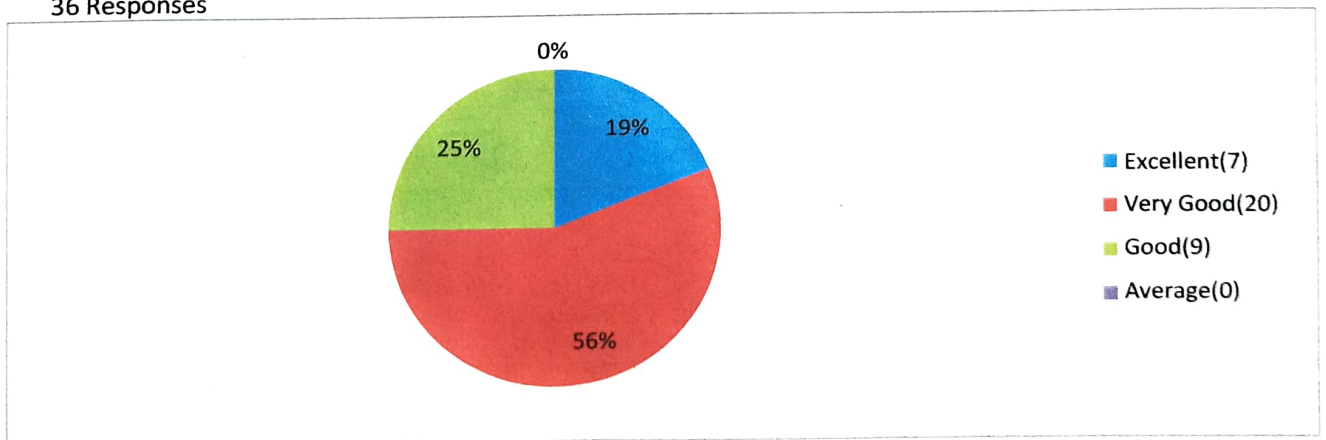
1. Regarding Admission Procedure of the college 47% parents responded in Very Good. 28% responded Excellent and 25% responded Good.

Figure 1: Admission Procedure
36 Responses



2. Regarding Examination System 56% parents responded in the category Very Good. 25% parents responded for Good. 19% opted for Excellent.

Figure 2: Examination System
36 Responses

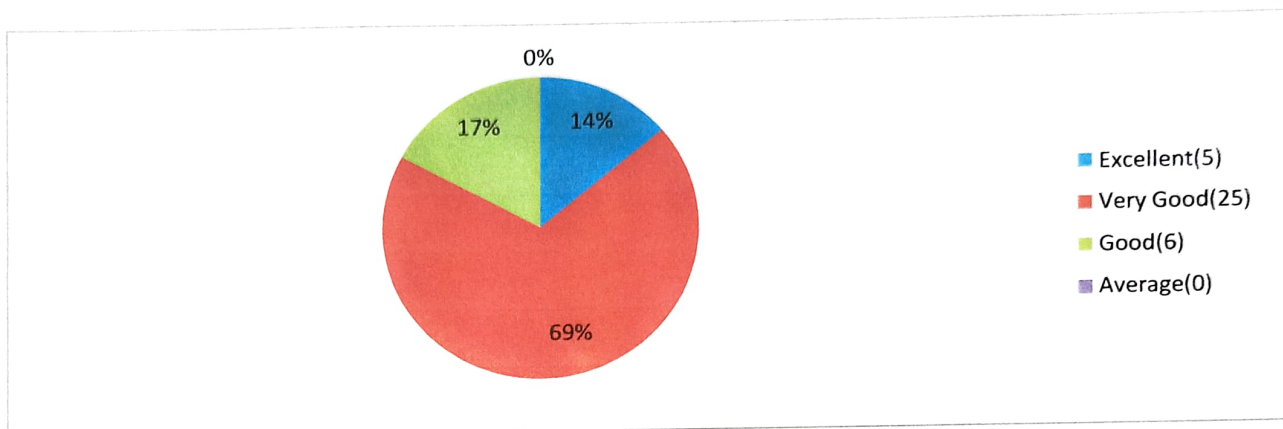


[Signature]
Principal
Sonari College
Sonari

3. Regarding Evaluation of Students 69% parents responded in the category Very Good. 17% opted for Good. 14% responded Excellent.

Figure 3: Evaluation of the Students

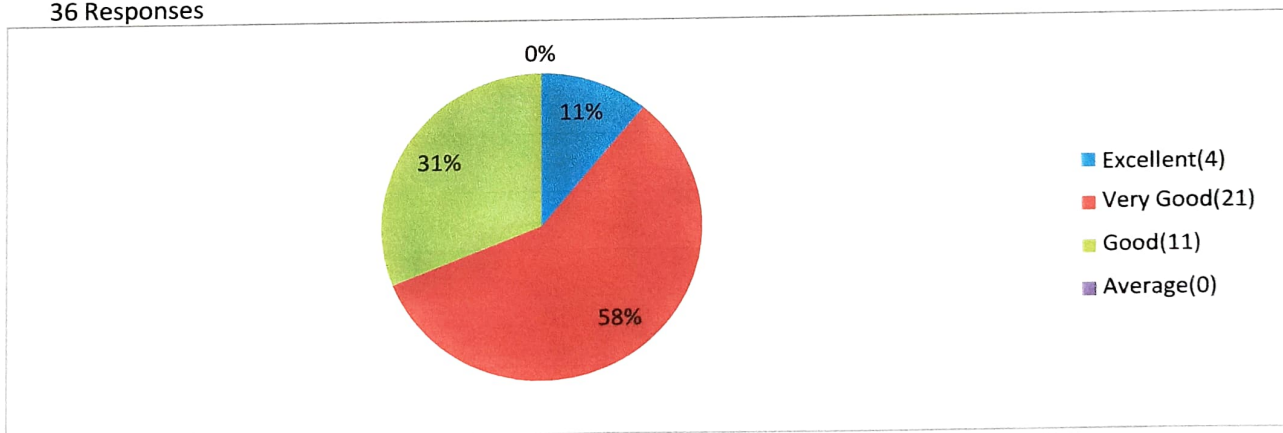
36 Responses



4. Regarding Contents and Design of the Curriculum 58% parents responded Very Good. 31% responded in the category Good. 11% opted for Excellent.

Figure 4: Contents and Design of the Curriculum

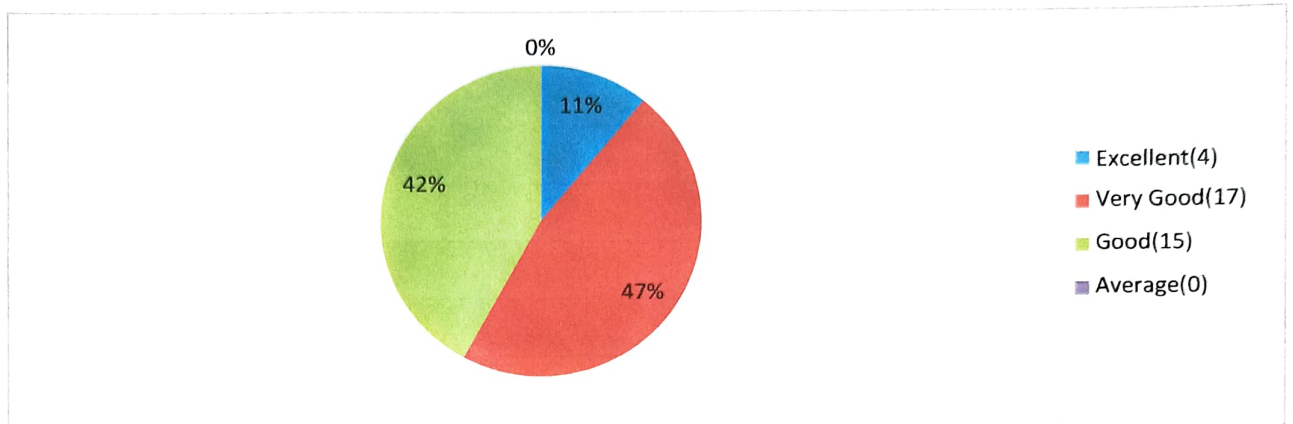
36 Responses



[Handwritten Signature]
Principal
Sonari College
Sonari

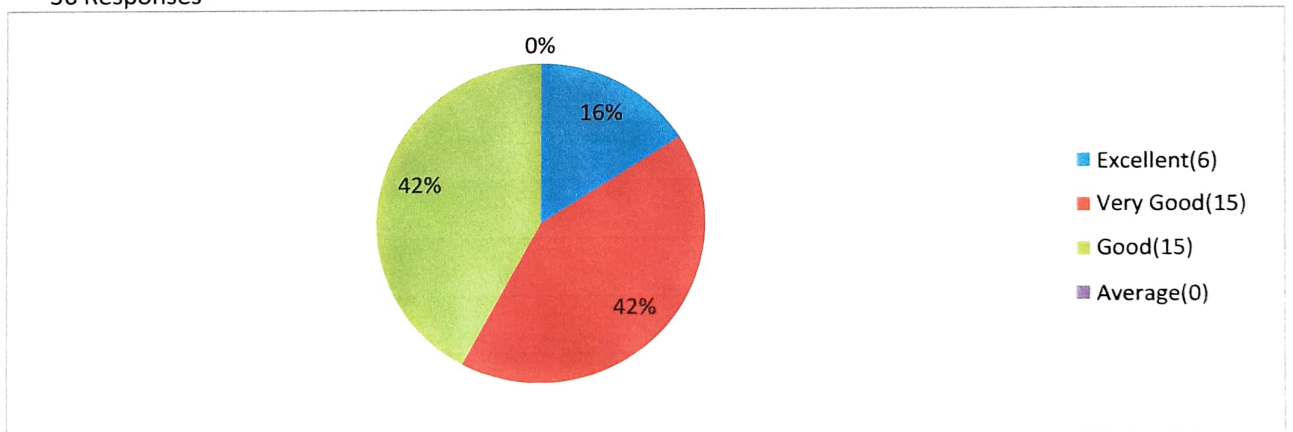
5. Regarding Career Counseling and Guidance 47% parents responded in the category Good. 42% opted for Very Good. 11% responded Excellent.

Figure 5: Career Counseling and Guidance
36 Responses



6. Regarding Library 42% parents responded in both the categories Very Good and Good. 16% responded Excellent.

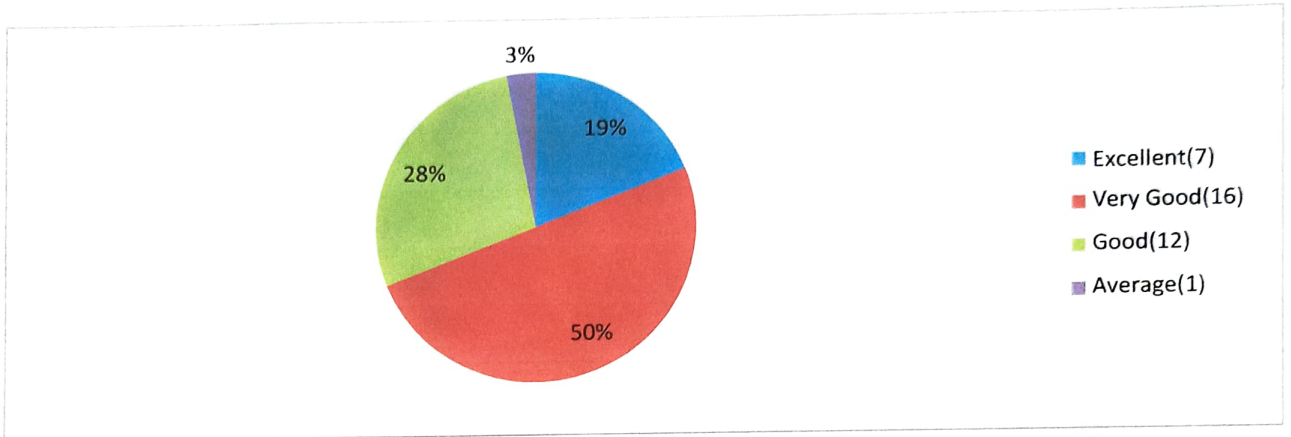
Figure 6: Library
36 Responses



[Signature]
Principal
Sonari College
Sonari

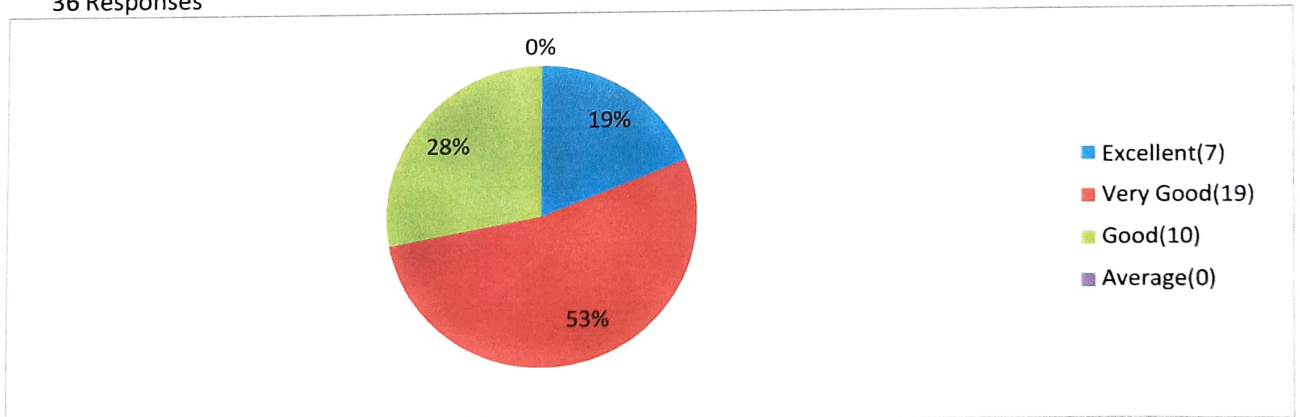
7. Regarding Infrastructure 50% parents responded in the category Very Good. 28% parents chose Good. 19% and 3% opted for Excellent and Average respectively.

Figure 7: Infrastructure
36 Responses



8. Regarding Academic Environment 53% parents opted for Very Good. 28% responded in the category Good. 19% parents chose Excellent.

Figure 8: Academic Environment
36 Responses



Principal
Principal
Sonari College
Sonari



Estd. 1970

OFFICE OF THE PRINCIPAL
SONARI COLLEGE

P.O.: Sonari, Dist.: Charaideo (Assam)

PIN 785690

e-mail:principalsonaricollege@gmail.com

Phone No .03772 256515(O)

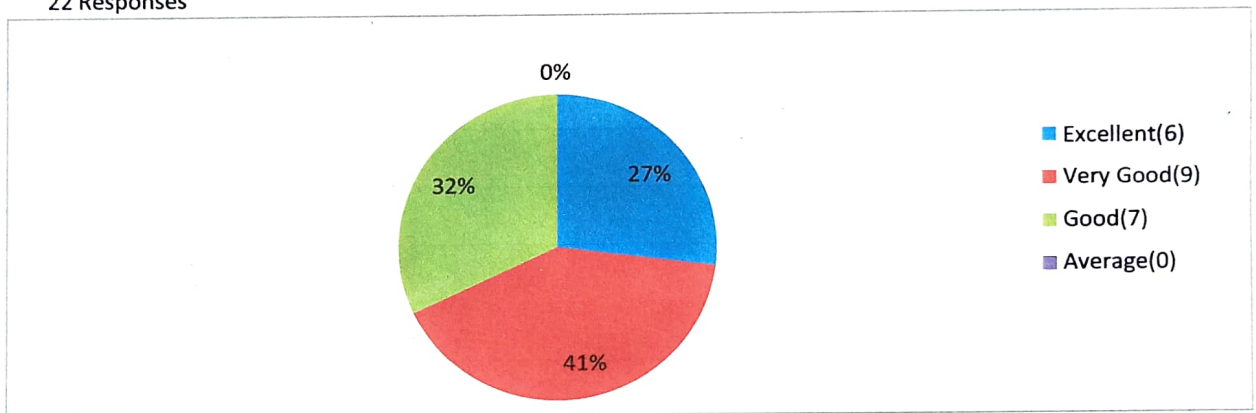
Ref. No.

Date...22/04/2020

Parent's Feedback Analysis (2019-2020):

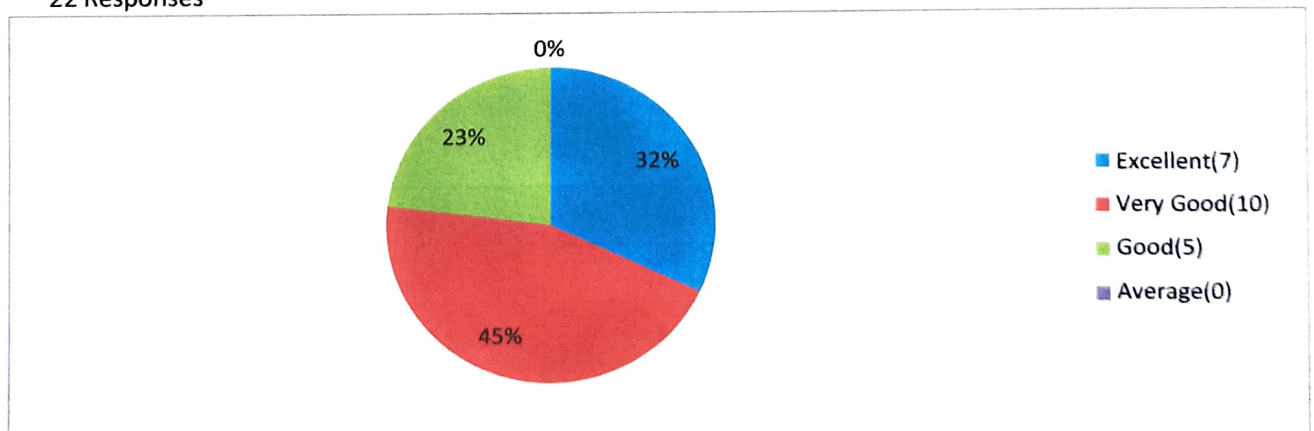
1. Regarding Admission Procedure of the college 41% parents responded in Very Good. 32% responded Good and 27% responded Excellent.

Figure 1: Admission Procedure
22 Responses



2. Regarding Examination System 45% parents responded in the category Very Good. 32% parents responded for Excellent. 23% opted for Good.

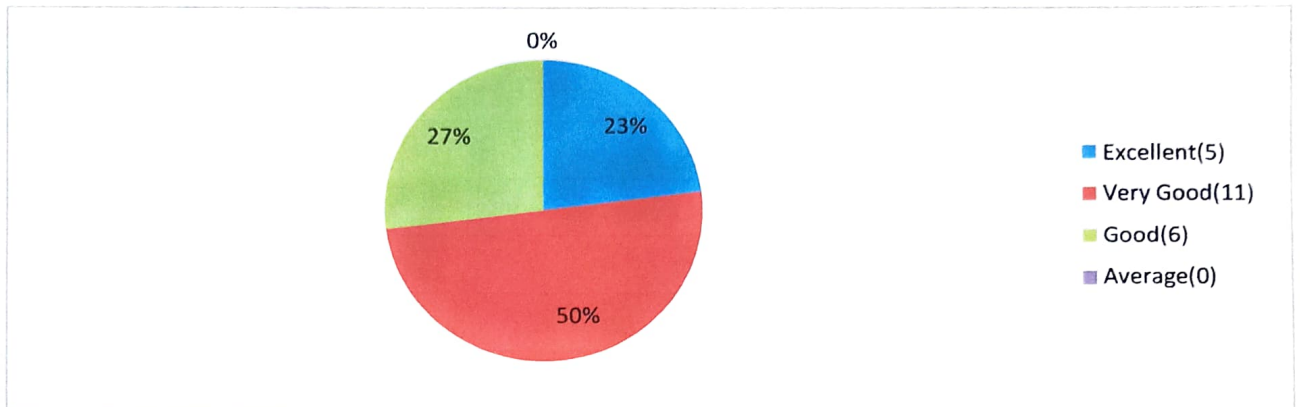
Figure 2: Examination System
22 Responses



[Signature]
Principal
Sonari College
Sonari

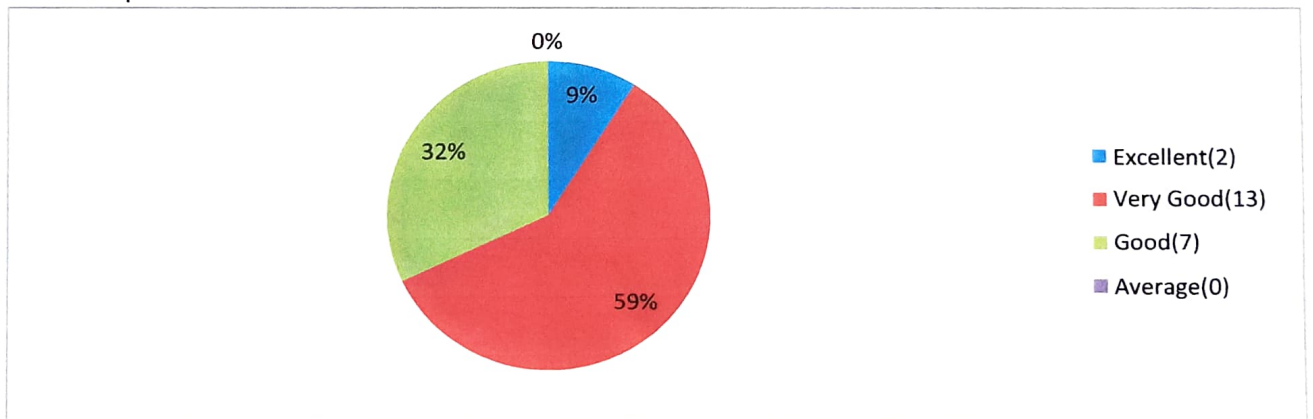
3. Regarding Evaluation of Students 50% parents responded in the category Very Good. 27% opted for Good. 23% responded Excellent.

Figure 3: Evaluation of the Students
22 Responses



4. Regarding Contents and Design of the Curriculum 59% parents responded Very Good. 32% responded in the category Good. 9% opted for Excellent.

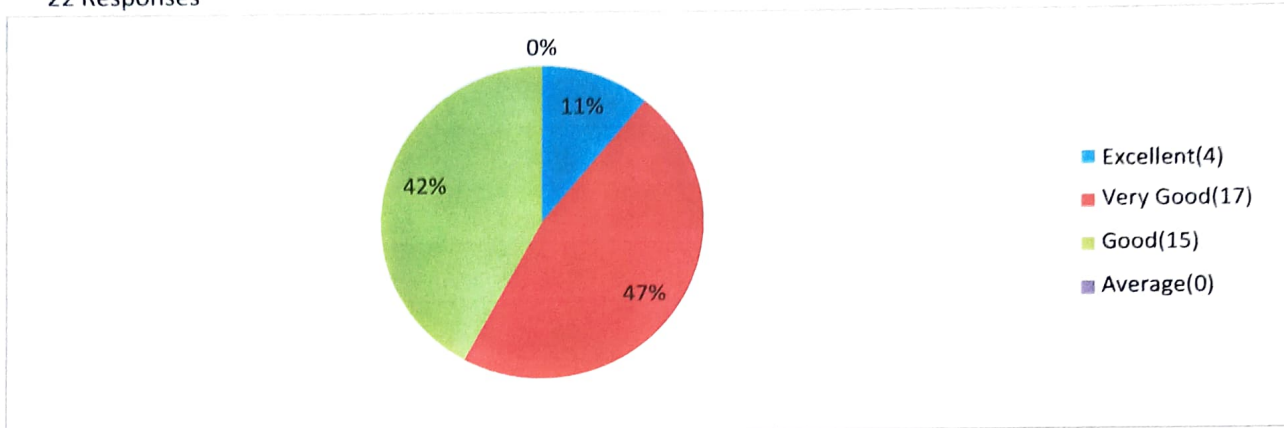
Figure 4: Contents and Design of the Curriculum
22 Responses



[Handwritten Signature]
Principal
Sonari College
Sonari

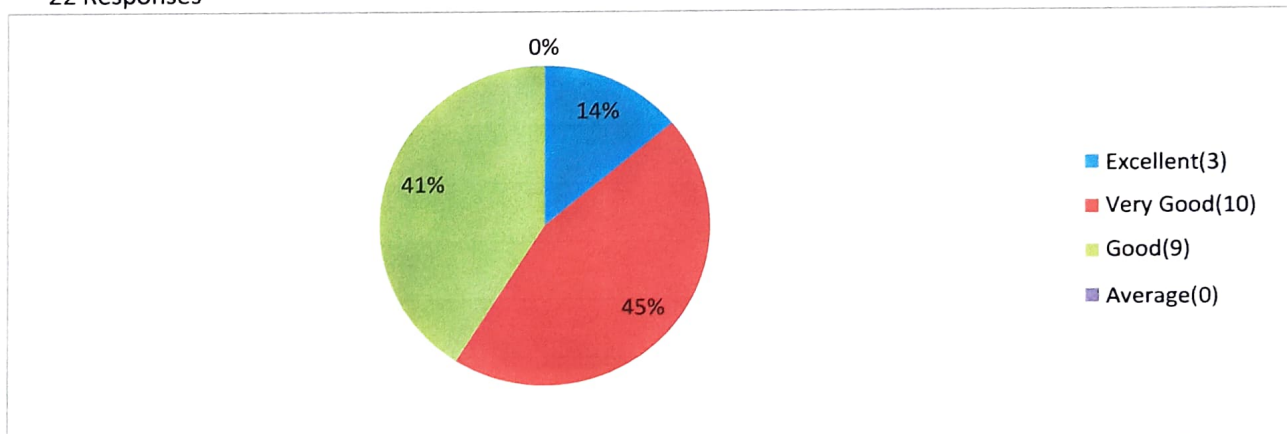
5. Regarding Career Counseling and Guidance 55% parents responded in the category Good. 36% opted for Very Good. 9% responded Excellent.

Figure 5: Career Counseling and Guidance
22 Responses



6. Regarding Library 45% parents responded the category Very Good. 41% parents opted for Good. 14% responded Excellent.

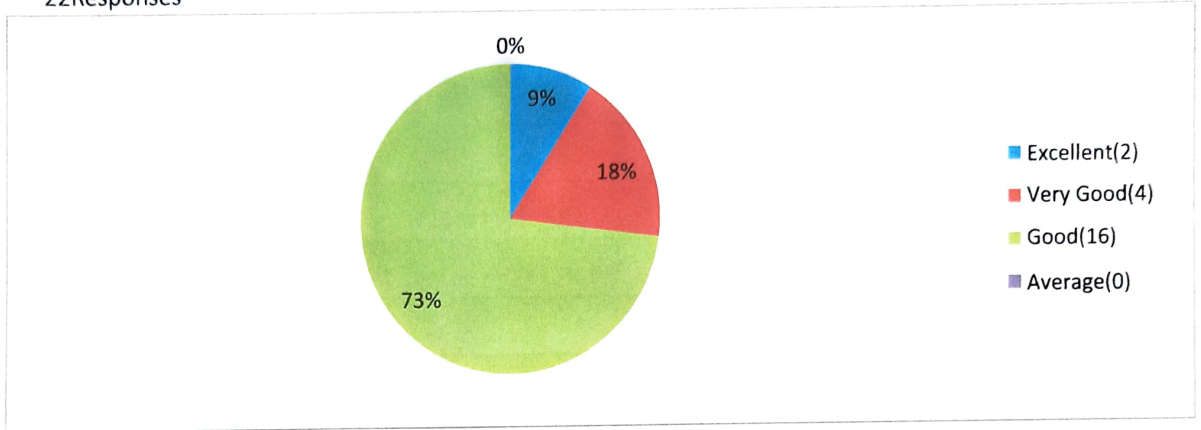
Figure 6: Library
22 Responses



(Handwritten signature)
Principal
Sonari College
Sonari

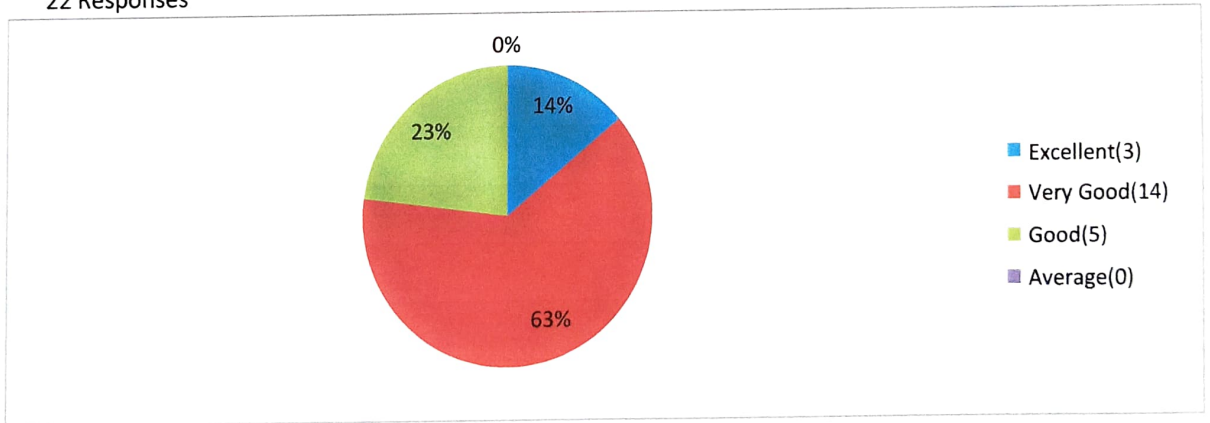
7. Regarding Infrastructure 73% parents responded in the category Good. 18% parents chose Very Good. 9% opted for Excellent.

Figure 7: Infrastructure
22 Responses



8. Regarding Academic Environment 63% parents opted for Very Good. 23% responded in the category Good. 14% parents chose Excellent.

Figure 8: Academic Environment
22 Responses



[Handwritten Signature]
Principal
sonari College
Sonari



Estd. 1970

OFFICE OF THE PRINCIPAL SONARI COLLEGE

P.O.: Sonari, Dist.: Charaideo (Assam)
PIN 785690

e-mail:principalsonaricollege@gmail.com

Phone No .03772 256515(O)

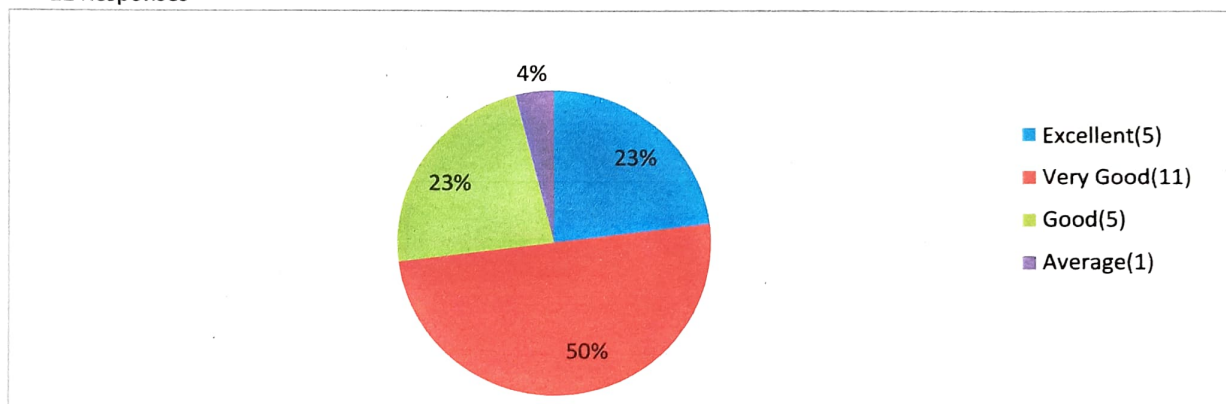
Ref. No.

Date. 20-04-20...

Parent's Feedback Analysis (2020-2021):

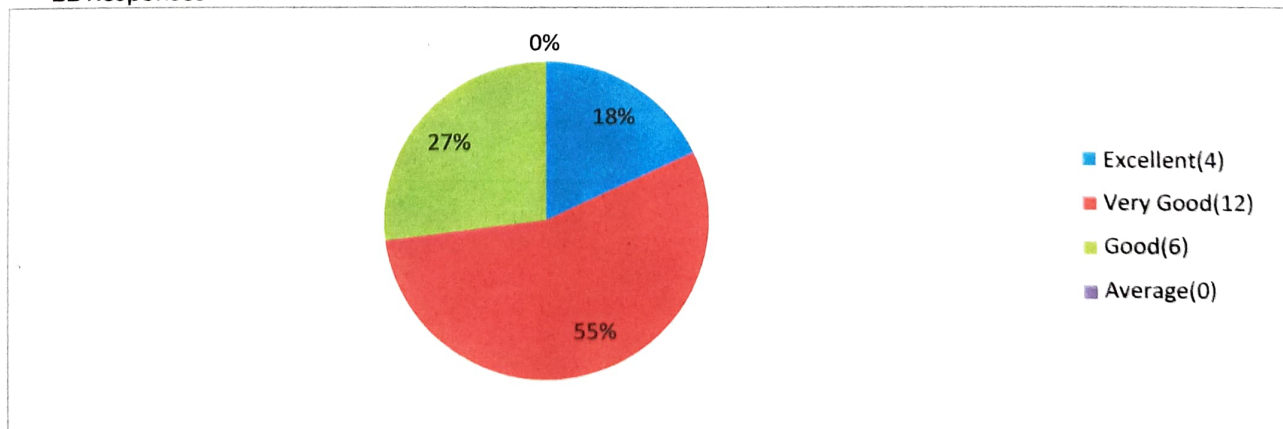
- Regarding Admission Procedure of the college 23% parents responded in Excellent. 50% responded Very Good. 23% and 4% responded Good and Average respectively.

Figure 1: Admission Procedure
22 Responses



- Regarding Examination System 18% parents responded in the category Excellent. 55% parents responded for Very Good. 27% opted for Good.

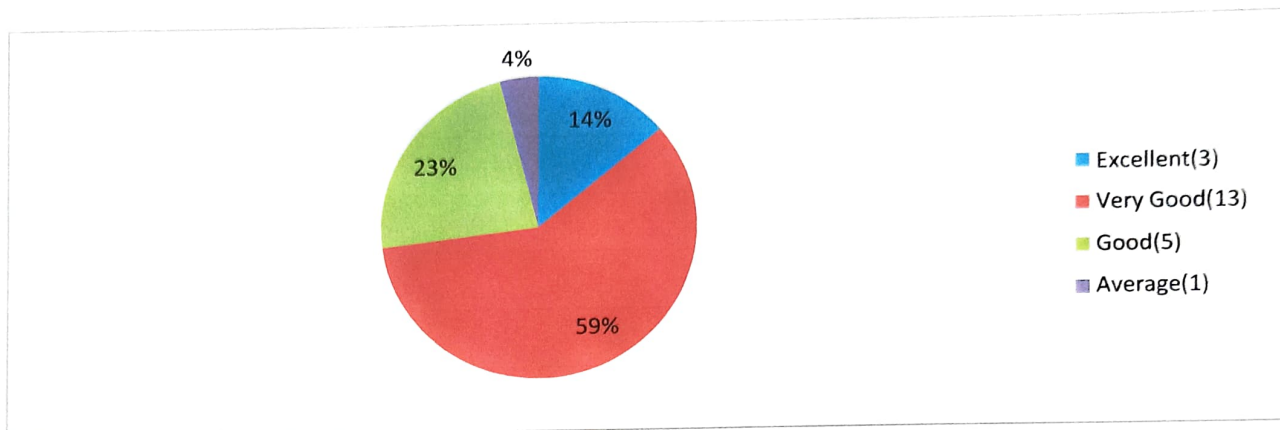
Figure 2: Examination System
22 Responses



[Signature]
Principal
Sonari College
Sonari

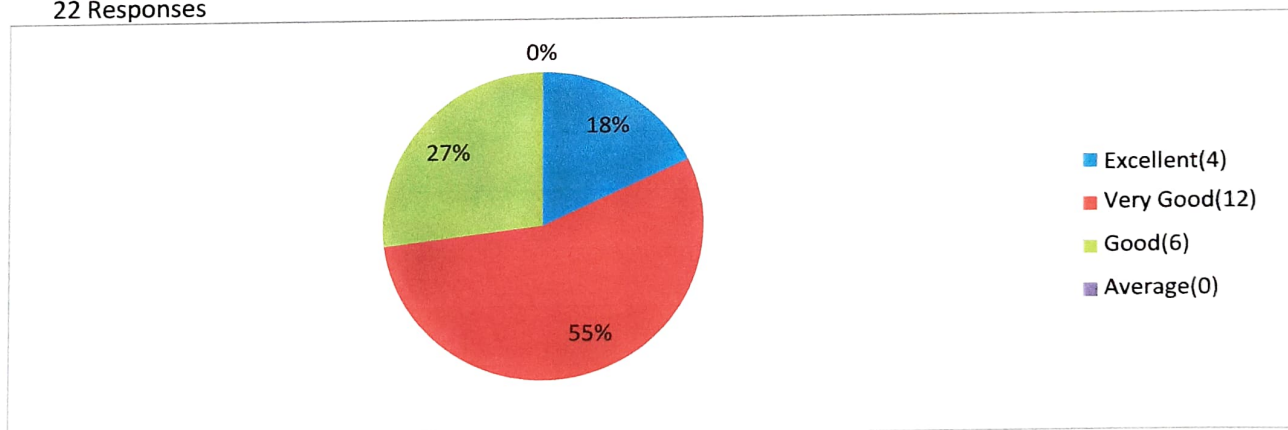
3. Regarding Evaluation of Students 14% parents responded in the category Excellent. 59% opted for Very Good. 23% and 4% responded Good and Average respectively.

Figure 3: Evaluation of the Students
22 Responses



4. Regarding Contents and Design of the Curriculum 18% parents responded Excellent. 55% responded in the category Very Good. 27% opted for Good.

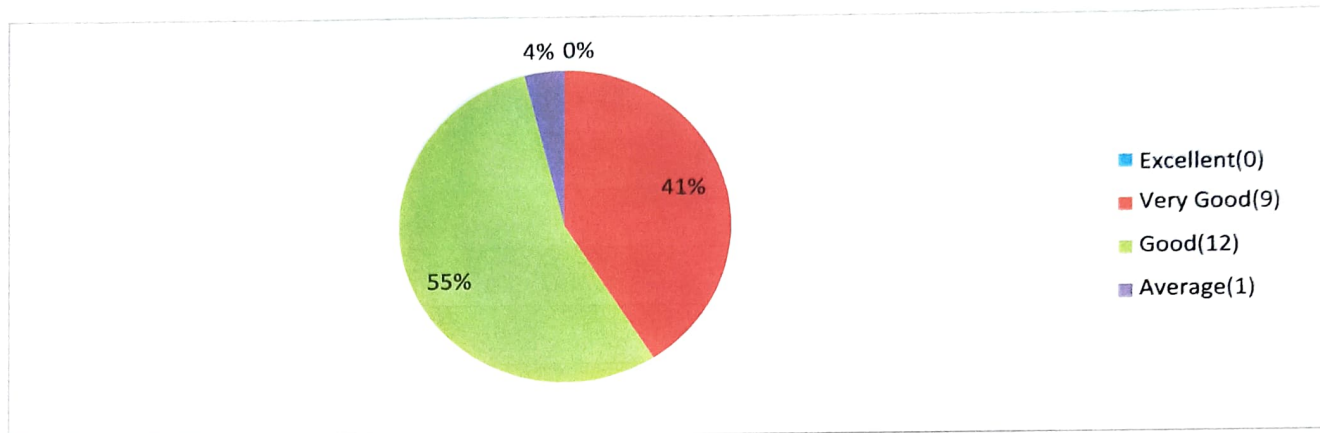
Figure 4: Contents and Design of the Curriculum
22 Responses



Principal
Sonari College
Sonari

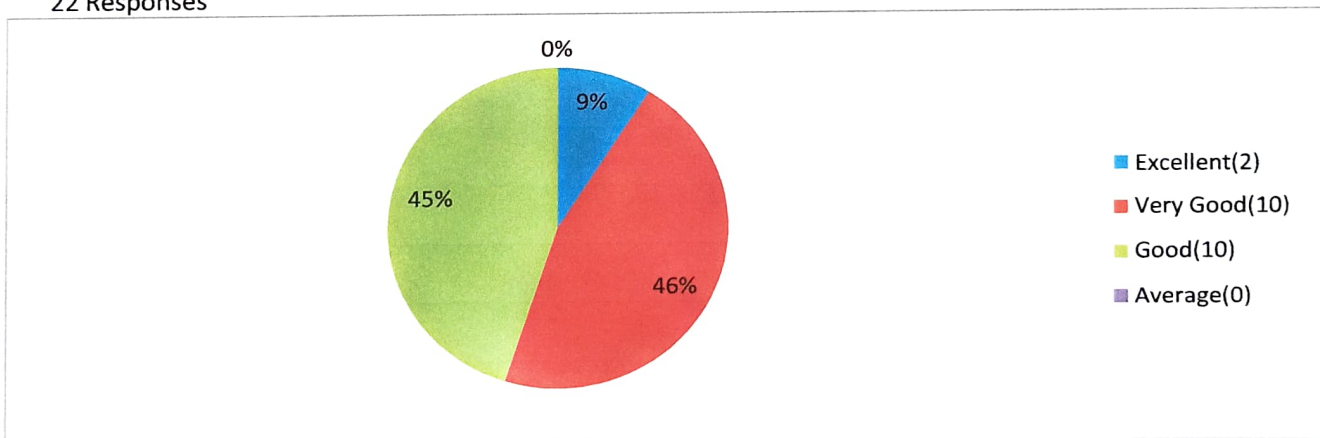
5. Regarding Career Counseling and Guidance 41% parents responded in the category Very Good. 55% opted for Good. 4% responded Average.

Figure 5: Career Counseling and Guidance
22 Responses



6. Regarding Library 9% parents responded the category Excellent. 46% parents opted for Very Good. 45% responded Good.

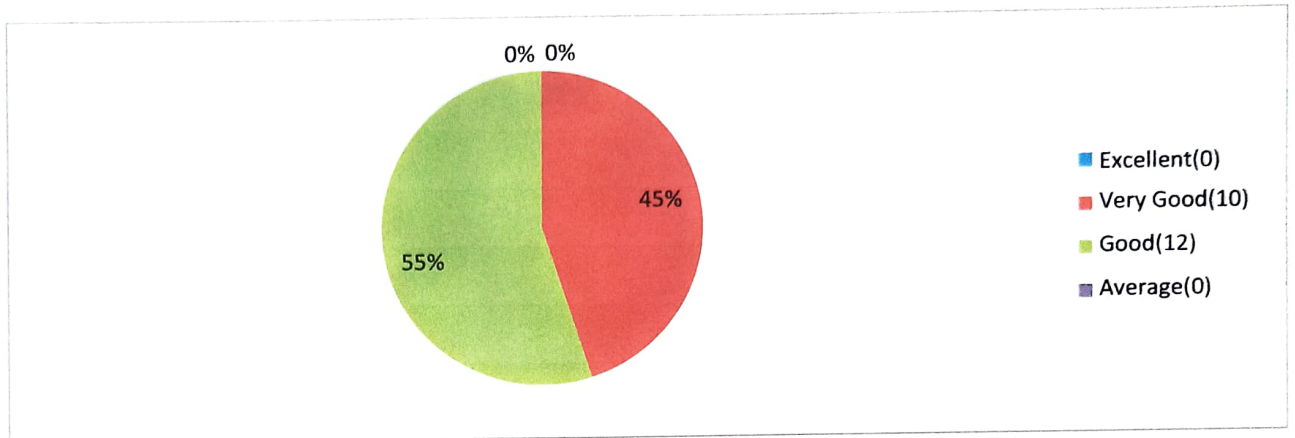
Figure 6: Library
22 Responses




Principal
Sonari College
Sonari

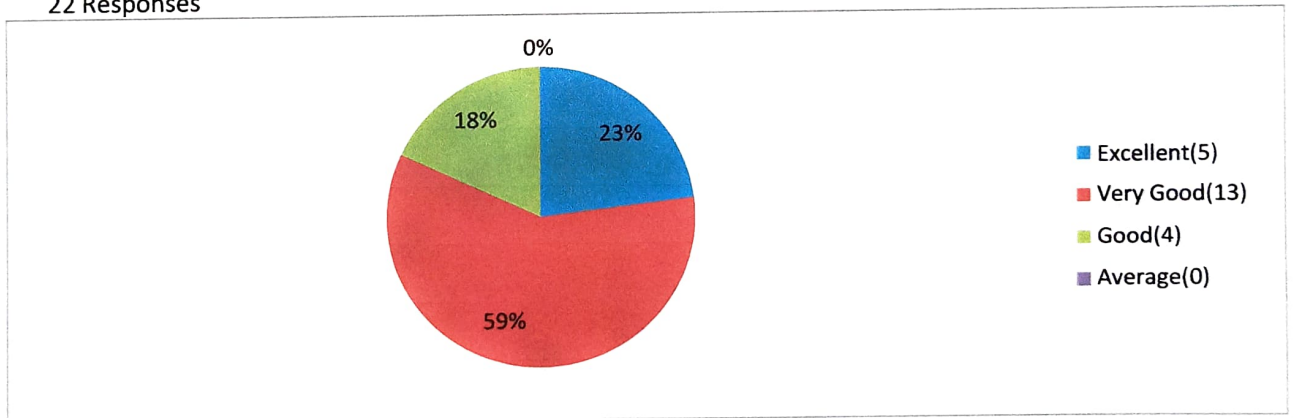
7. Regarding Infrastructure 45% parents responded in the category Very Good. 55% parents chose Good.

Figure 7: Infrastructure
22 Responses



8. Regarding Academic Environment 23% parents opted for Excellent. 59% responded in the category Very Good. 18% parents chose Good.

Figure 8: Academic Environment
22 Responses



(Signature)
Principal
Sonari College
Sonari



Estd. 1970

OFFICE OF THE PRINCIPAL SONARI COLLEGE

P.O.: Sonari, Dist.: Charaideo (Assam)
PIN 785690

e-mail: principalsonaricollege@gmail.com
Phone No .03772 256515(O)

Date...28/04/23

Ref. No.

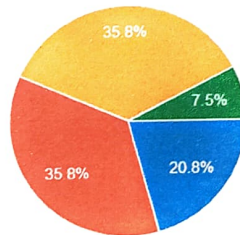
Parents Feedback Analysis (2021-2022)

Total Responses: 106

1. Regarding Admission Procedure of the college 35.8% parents responded in both the categories Good and Very Good. 20.8% responded Excellent. 7.5% parents opted for Average.

1. Admission procedure

106 responses

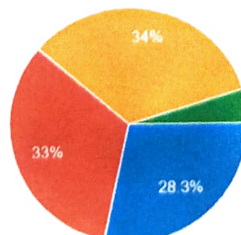


- Excellent (4)
- Very Good (3)
- Good (2)
- Average (1)

2. Regarding Examination System 34% parents responded in the category Good. 33% parents responded Very Good. 28.3% and 4.7% opted for Excellent and Average respectively.

2. Examination system

106 responses



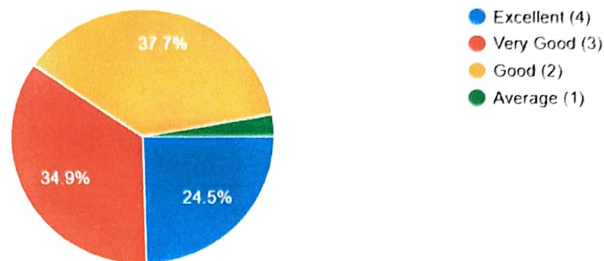
- Excellent (4)
- Very Good (3)
- Good (2)
- Average (1)

[Signature]
Principal
Sonari College
Sonari

3. Regarding Evaluation of the students 37.7% parents responded in the category Good. 34.9% opted for Very Good. 24.5% responded Excellent. 2.9% parents responded Average.

3. Evaluation of the students

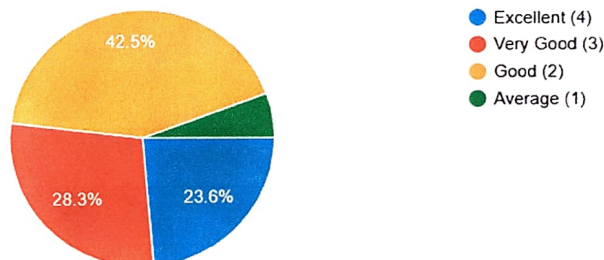
106 responses



4. Regarding Contents and Design of the Curriculum 42.5% parents responded Good. 28.3% responded in the category Very Good. 23.6% and 5.6% opted for Excellent and Average respectively.

4. Contents and design of the curriculum

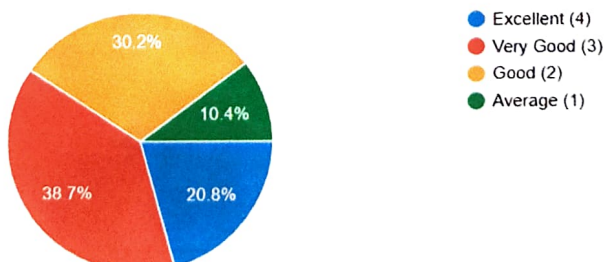
106 responses



5. Regarding Career Counseling and Guidance 38.7% parents responded in the category Very Good. 30.2% opted for Good. 20.8% responded Excellent and 10.4% chose Average.

5. Career counseling and guidance

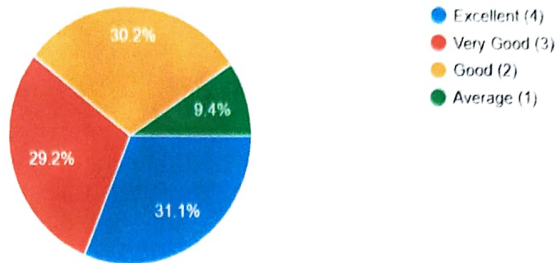
106 responses




Principal
Sonari College
Sonari

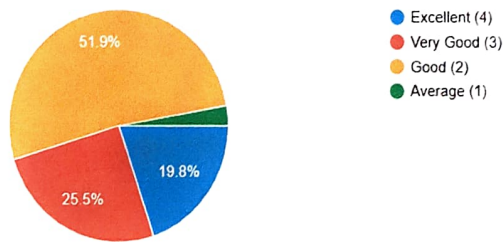
6. Regarding Library 31.1% parents opted for Excellent and 30.2% responded Good. 29.2% chose Very Good. 9.4% parents chose Average.

6. Library
106 responses



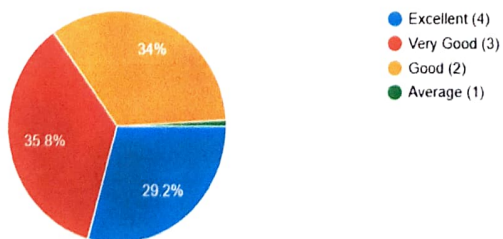
7. Regarding Infrastructure 51.9% parents responded in the category Good. 25.5% chose Very Good. 19.8% and 2.8% opted for Excellent and Average respectively.

7. Infrastructure
106 responses



8. Regarding Academic Environment 35.8% parents opted for Very Good. 34% responded in the category Good. 29.2% parents chose Excellent and only 1% of parents responded Average.

8. Academic environment
106 responses




Principal
Sonari College
Sonari



Estd. 1970

OFFICE OF THE PRINCIPAL
SONARI COLLEGE

P.O.: Sonari, Dist.: Charaideo (Assam)

PIN 785690

e-mail:principalsonaricollege@gmail.com

Phone No .03772 256515(O)

Ref. No.

Date.....12/07/23

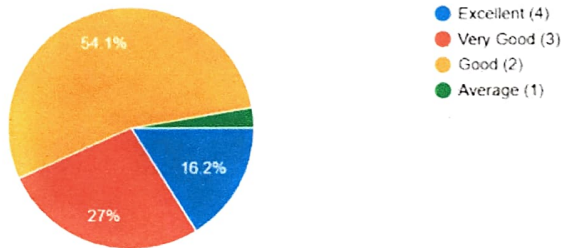
Parents' Feedback Analysis: 2022-23

Total responses: 93

1. Regarding Admission Procedure of the college 16.2% responded excellent, 27% responded very good, 54.1% responded good and 2.7% responded to be average.

1. Admission procedure

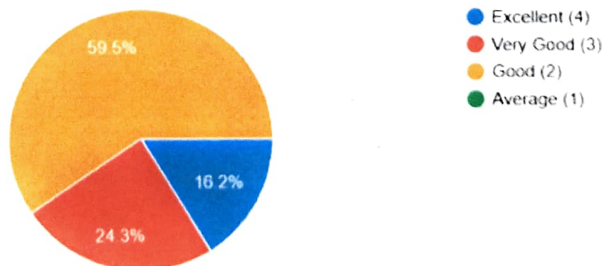
37 responses



2. Regarding Examination System 59.5% parents responded in the category Good. 24.3% parents responded Very Good. 16.2% opted for Excellent.

2. Examination system

37 responses

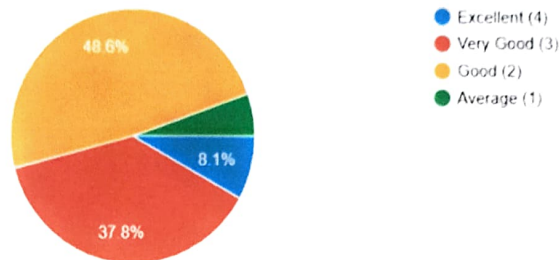



Principal
Sonari College
Sonari

3. Regarding Evaluation of the students 48.6% parents responded in the category Good. 37.8% opted for Very Good. 8.1% responded Excellent. 5.5% parents responded Average.

3. Evaluation of the students

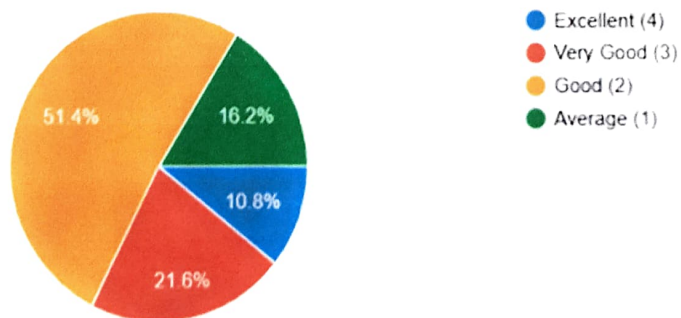
37 responses



4. Regarding Contents and Design of the Curriculum 51.4% parents responded Good. 21.6% responded in the category Very Good. 10.8% and 16.2% opted for Excellent and Average respectively.

4. Contents and design of the curriculum

37 responses

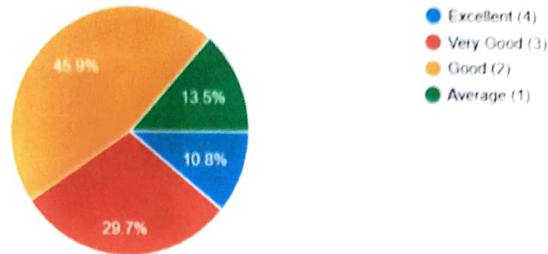


5. Regarding Career Counseling and Guidance 29.7% parents responded in the category Very Good. 45.9% opted for Good. 10.8% responded Excellent and 13.5% chose Average.

[Signature]
Principal
Sonari College
Sonari

5. Career counseling and guidance

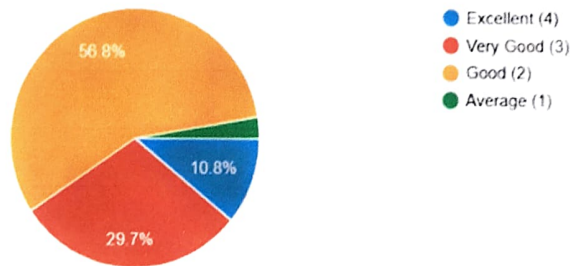
37 responses



6. Regarding Library 10.8% parents opted for Excellent and 56.8% responded Good. 29.7% chose Very Good. 2.7% parents chose Average.

6. Library

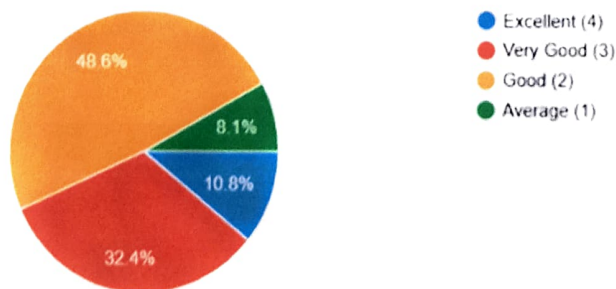
37 responses



7. Regarding Infrastructure 48.6% parents responded in the category Good. 32.4% chose Very Good. 10.8% and 8.1% opted for Excellent and Average respectively.

7. Infrastructure

37 responses

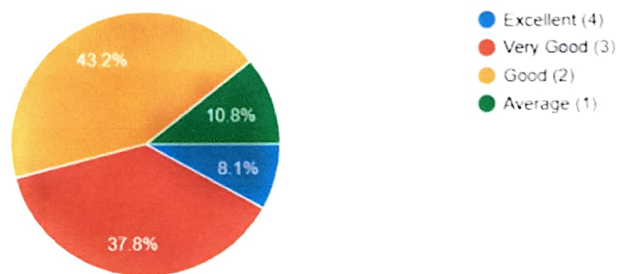



Principal
Sonari College
Sonari

8. Regarding Academic Environment 37.8% parents opted for Very Good. 43.2% responded in the category Good. 8.1% parents chose Excellent and only 10.8% of parents responded Average.

8. Academic environment

37 responses




Principal
Sonari College
Sonari



Estd. 1970

OFFICE OF THE PRINCIPAL SONARI COLLEGE

P.O.: Sonari, Dist.: Charaideo (Assam)
PIN 785690

e-mail:principalsonaricollege@gmail.com
Phone No .03772 256515(O)

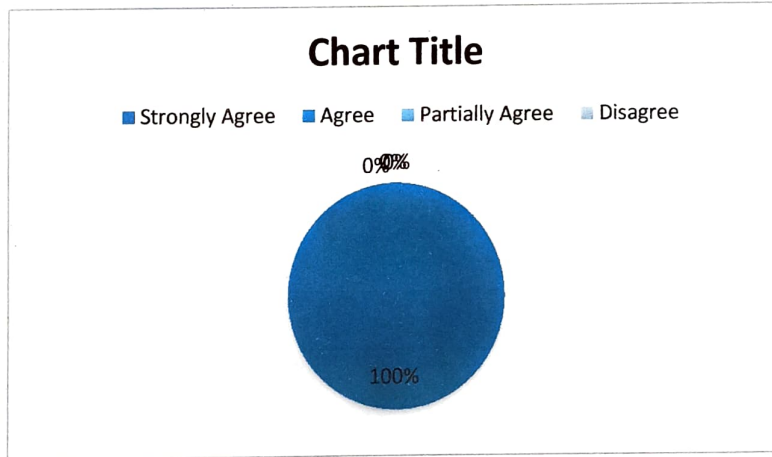
Ref. No.

Date...24-04-20

Employer's Feedback Analysis 2020-21

1. Regarding general communication skills of the employee, 100% employers responded in the category 'strongly agree'

Strongly Agree	Agree	Partially Agree	Disagree
4	0	0	0

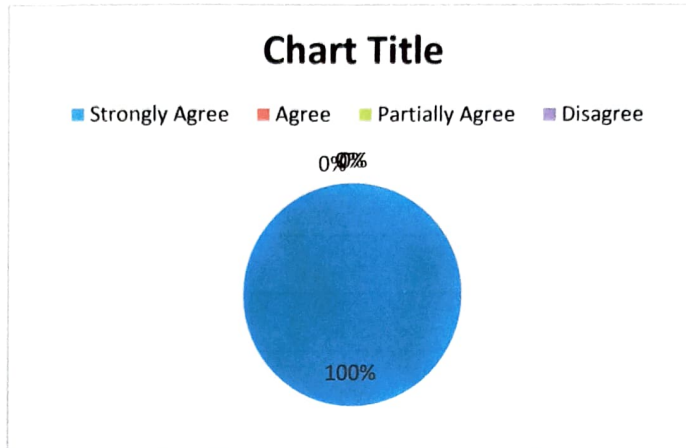


Total Response 4

[Signature]
Principal
Sonari College
Sonari

2.Regarding working as part of a team, 100% employers responded 'strongly agree'

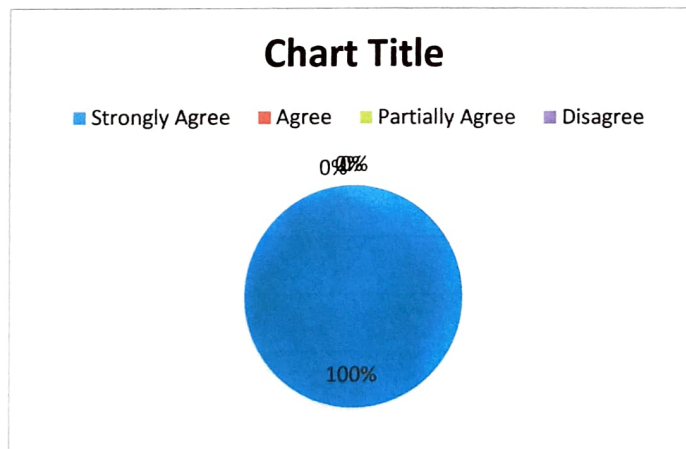
Strongly Agree	Agree	Partially Agree	Disagree
4	0	0	0



Total Response 4

3. Regarding innovativeness and creativity in response to workplace challenges, 100% employers responded 'strongly agree'

Strongly Agree	Agree	Partially Agree	Disagree
4	0	0	0

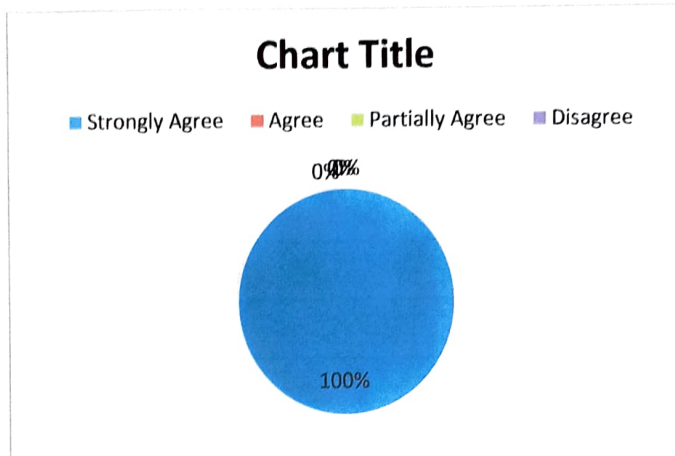


Total Response 4

Handwritten signature
Principal
Sonari College
Sonari

4. Regarding management and leadership qualities of the employee, 100% employers responded 'strongly agree'

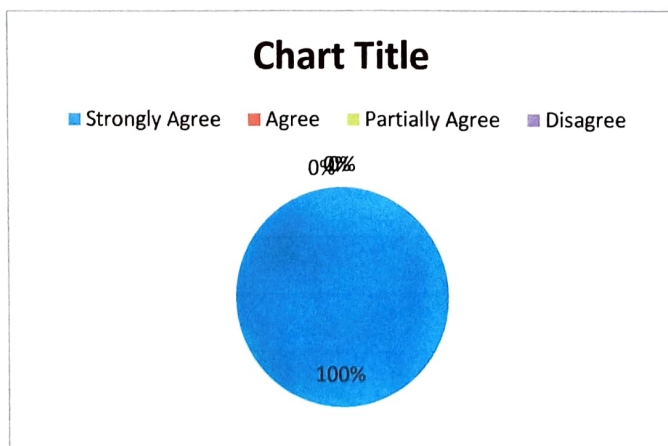
Strongly Agree	Agree	Partially Agree	Disagree
4	0	0	0



Total Response 4

5. 100% employers 'strongly agreed' that the employees are open to new ideas and learning of new techniques.

Strongly Agree	Agree	Partially Agree	Disagree
4	0	0	0

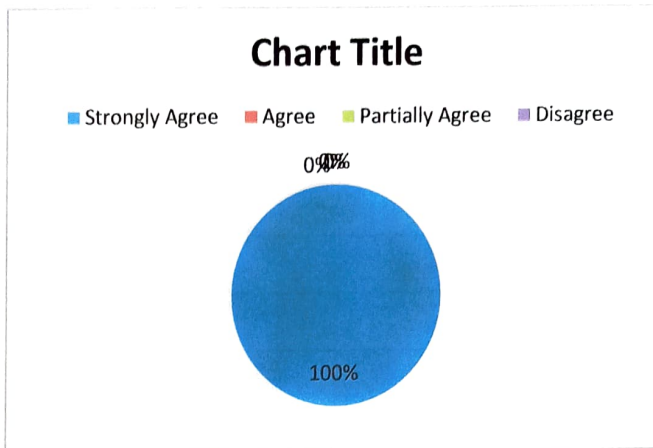


Total Response 4

[Handwritten Signature]
Principal
Sonari College
Sonari

6. Regarding use of technology and workplace equipment, 100% employers responded 'strongly agree'.

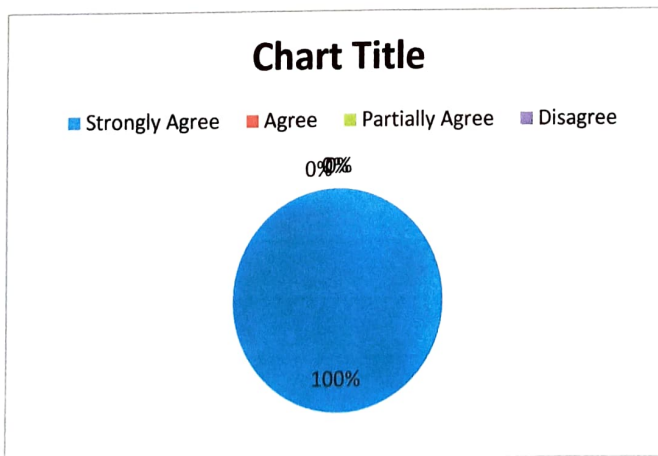
Strongly Agree	Agree	Partially Agree	Disagree
4	0	0	0



Total Response 4

7. 100% employers 'strongly agreed' that the employees have ability to contribute to the goal of the organization.

Strongly Agree	Agree	Partially Agree	Disagree
4	0	0	0



Total Response 4

Handwritten signature
Principal
Sonari College
Sonari



Estd. 1970

OFFICE OF THE PRINCIPAL
SONARI COLLEGE

P.O.: Sonari, Dist.: Charaideo (Assam)

PIN 785690

e-mail:principalsonaricollege@gmail.com

Phone No .03772 256515(O)

Ref. No.

Date... 28/04/23

Employer's Feedback Analysis 2021-2022

Only one response was received during the period 2021-2022.

1. Regarding general communication skills of the employee, the employer responded in the category 'strongly agree'
2. Regarding working as part of a team, the employer responded 'strongly agree'
3. Regarding innovativeness and creativity in response to workplace challenges, the employer responded 'strongly agree'.
4. Regarding management and leadership qualities of the employee, the employer responded 'strongly agree'.
5. The employer 'strongly agreed' that the employee is open to new ideas and learning of new techniques.
6. Regarding use of technology and workplace equipment, the employer responded 'strongly agree'.
7. The employer 'strongly agreed' that the employee has ability to contribute to the goal of the organization.
8. The employer 'strongly agreed' that the employee maintains congenial relationship with seniors/peers/other staff.
9. The employer 'strongly agreed' that the employee actively participates in social activities.
- 10 Regarding the potential to take up extra responsibility, the employer responded in the category 'strongly agree'.


Principal
Sonari College
Sonari



Estd. 1970

OFFICE OF THE PRINCIPAL
SONARI COLLEGE

P.O.: Sonari, Dist.: Charaideo (Assam)

PIN 785690

e-mail:principalsonaricollege@gmail.com

Phone No .03772 256515(O)

Ref. No.

Date... 02-04-2019

To Whom It May Concern

This is to inform that I have received the “FEEDBACK ANALYSIS REPORT” of different stakeholders including Students, Teachers, Alumni, and Parents for the Academic Year 2018-2019 from IQAC, Sonari College. As per the suggestions and recommendations of different stakeholders, I shall take action after discussing the matters with the Heads of different departments of Sonari College.

Principal
Sonari College
Principal
Sonari College
Sonari



Estd. 1970

OFFICE OF THE PRINCIPAL
SONARI COLLEGE

P.O.: Sonari, Dist.: Charaideo (Assam)
PIN 785690

e-mail:principalsonaricollege@gmail.com
Phone No .03772 256515(O)

Ref. No.

Date. 28-04-2020

To Whom It May Concern

This is to inform that I have received the “FEEDBACK ANALYSIS REPORT” of different stakeholders including Students, Teachers, Alumni, Parents for the Academic Year 2019-2020 from IQAC, Sonari College. As per the suggestions and recommendations of different stakeholders, I shall take action after discussing the matters with the Heads of different departments of Sonari College.

Principal
Sonari College
Principal
Sonari College
Sonari



Estd. 1970

OFFICE OF THE PRINCIPAL
SONARI COLLEGE

P.O.: Sonari, Dist.: Charaideo (Assam)

PIN 785690

e-mail: principalsonaricollege@gmail.com

Phone No .03772 256515(O)

Ref. No.

Date..... 26-04-2023

To Whom It May Concern

This is to inform that I have received the “FEEDBACK ANALYSIS REPORT” of different stakeholders including Students, Teachers, Alumni, Parents and Employers for the Academic Year 2020-2021 from IQAC, Sonari College. As per the suggestions and recommendations of different stakeholders, I shall take action after discussing the matters with the Heads of different departments of Sonari College.

Principal
Sonari College
Principal
Sonari College
Sonari



Estd. 1970

OFFICE OF THE PRINCIPAL
SONARI COLLEGE

P.O.: Sonari, Dist.: Charaideo (Assam)
PIN 785690

e-mail: principalsonaricollege@gmail.com

Phone No .03772 256515(O)

Ref. No.

Date.....28/04/2023

To Whom It May Concern

This is to inform that I have received the “FEEDBACK ANALYSIS REPORT” of different stakeholders including Students, Teachers, Alumni, Parents and Employers for the Academic Year 2021-2022 from IQAC, Sonari College. As per the suggestions and recommendations of different stakeholders, I shall take action after discussing the matters with the Heads of different departments of Sonari College.

Principal
Sonari College
Principal
Sonari College
Sonari



Estd. 1970

OFFICE OF THE PRINCIPAL
SONARI COLLEGE

P.O.: Sonari, Dist.: Charaideo (Assam)
PIN 785690

e-mail: principalsonaricollege@gmail.com
Phone No .03772 256515(O)

Ref. No.

Date..12-07-2023

To Whom It May Concern

This is to inform that I have received the “FEEDBACK ANALYSIS REPORT” of different stakeholders including Students, Teachers, Alumni, Parents for the Academic Year 2022-2023 from IQAC, Sonari College. As per the suggestions and recommendations of different stakeholders, I shall take action after discussing the matters with the Heads of different departments of Sonari College.

Principal
Sonari College
Principal
Sonari College
Sonari